



NEW HOLLAND

E305B

NEW HOLLAND KOBELCO



NET FLYWHEEL POWER 152 kW - 204 hp

OPERATING WEIGHT (MAX) 31 620 kg

BUCKET CAPACITY 0.60 - 1.65 m³



NEW HOLLAND

CONSTRUCTION

BUILT AROUND YOU

E305B*

THE

TOP EFFICIENCY

NEW CNH common rail Environmentally Friendly Engine

NEW stronger undercarriage & upperstructure

NEW generation, higher flow hydraulic pumps

NEW flow & pressure set up system

NEW operator compartment

NEW heavy duty booms

NEW hydraulic system

C.P.B. (Continuous Power Boost)

Continuous Power Boost is a feature of excellence in the E305B.

Continuous Power Boost means that, if the operator is facing a very tough application, he can select this function (hydraulic pressure raises to 37.7 Mpa) **with no time limit**. Continuous Power Boost allows him to work problem free on the job-site providing productivity and machine reliability. **A unique feature only offered by New Holland.**

* A product of the global alliance between New Holland and KOBELCO

PERFORMANCE

SUPERIOR & SAFE DYNAMIC STABILITY

The whole structure of E305B has been redesigned and improved to guarantee a perfect match with its high performance by better positioning of the centre of gravity, by optimising stress distribution and by adopting higher quality steel plates. To eliminate bumps and shocks to the whole structure when the pistons reach their stroke end, cylinders have been equipped with automatic recovery and cushioning systems. The long undercarriage of EL and LC versions, together with the weight strategically distributed in its structure, contribute to enhance machine stability while avoiding unpleasant jumping effects even in tough digging conditions.



E305B THE PO



RESPECTING THE ENVIRONMENT

The E305B is compliant with European Directives concerning electromagnetic compatibility and noise level. The emissions of the new Tier 3A CNH engine have been dramatically reduced and are, as shown below, much lower than standard requirements.

CO: 0.69, HC: 0.05, NOx: 3.72, Particulate: 0.15 (*)

...a real Environmentally Friendly machine.

(*) all data are expressed in g/kWh



POWER OF CONTROL



NEW CNH ENGINE

The new CNH, 6 cylinders, 6.7 litres common rail engine develops a power of 152 kW at 2100 rpm and a high torque of 912 Nm... **an extremely flexible and responsive power plant.** A larger displacement engine guarantees:

- High torque for higher productivity
- Longer lifespan
- Higher reliability



NEW HYDRAULIC PUMPS

The E305B is equipped with two new generation low noise hydraulic pumps able to supply a higher flow: **state-of-the-art pumps, easy to control, prompt to react to all requirements and extremely noiseless.**

ELECTRONIC CONTROL

Sensors are located in the pilot lines, sending signals to the on-board computer that are proportional to the manipulator's strokes. These signals are managed together with engine r.p.m. to tune the quantity of hydraulic oil requested **to guarantee extremely smooth and precise controls, excellent stability and steady speed during simultaneous operations.**



LOW EFFORT & PRECISE JOYSTICKS

All machine movements can be smoothly controlled by **low effort joysticks...** a real, effective **Control of Power** allowing longer work times with less fatigue. The joystick illustrated is supplied as an option, together with rotating bucket circuit.

E305B ADVANC



NEW HYDRAULIC SYSTEM

EFFICIENCY AND CONTROLLABILITY

To obtain a Hydraulic System which is much more efficient, controllable, fast and powerful, and which consumes less fuel than previously, New Holland engineers have been working not only on pumps but also on a completely redesigned and refined Control Valve adding a second arm spool and new working mode selection functions. Movement speed has been increased and machine control improved, especially on operations that require combined movements.

This outstanding characteristic is further enhanced by the new **H.A.O.A. Control**.

H.A.O.A. (Hydrotronic Active Operation Aid)

Hydrotronic Active Operation Aid is the most effective available combination of an extremely advanced electronic technology that provides a "just in time" comprehensive control of all machine functions, and a deeply refined and sophisticated hydraulic system. H.A.O.A. continuously optimises hydraulic output according to operator and job demand, providing the best machine control, productivity, operator comfort and fuel savings.

ED HYDRAULIC SYSTEM



A.E.P. - (Advanced Electronic Processor)

A.E.P. is a new Electronic Processor that interacts with the operator for selecting and monitoring all main working parameters, maintenance notifications, self diagnosis and operating data storage.

All this information is displayed in the new monitor, which features a larger back-lit, easier to read digital display and analogue gauges.

Simply select the requested working mode and A.E.P. pre-sets the hydraulic system to accomplish the job in the easiest and most productive way:



- **S mode** for normal working operations
 - **H mode** when maximum power is required
- Two additional modes are available for special applications and to operate tools like breakers and crushers:
- **A mode** adjusts the attachment circuit for tools which require two way flow.

A dedicated switch on the dashboard, enables the operator to select two pumps oil flow

- **B mode** for attachments featuring one way flow only

Both in A and B working modes the operator, by using the buttons on the monitor, may adjust the flow by 10 l/min steps and the pressure by 10 bars steps to perfectly match the parameters of the attachment being used.

In addition, the operator can save to memory 9 combinations of flow and pressure in both A and B working modes, for a total of 18 combinations.



rules are not open to interpretation by European countries.

D.O.C. (Dipperstick Optimised Control)

The newly redesigned Control Valve features a second spool dedicated to dipperstick operation. The movement “dipper out” is now achieved with a double flow, i.e., using the flow of the two pumps. The “dipper in” movement is even faster because of the double pump flow combined with the “Conflux”, or recirculation of unused oil which is diverted from return to tank.

A perfect combination of speed, efficiency, precision and increased production.

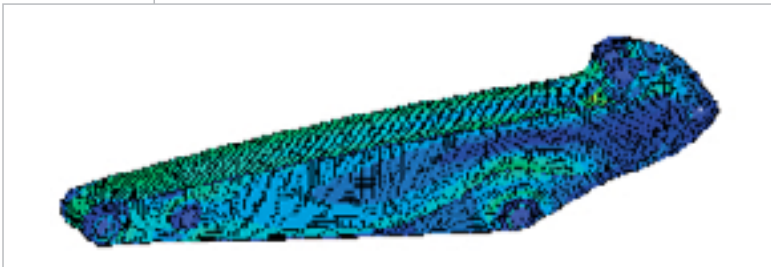
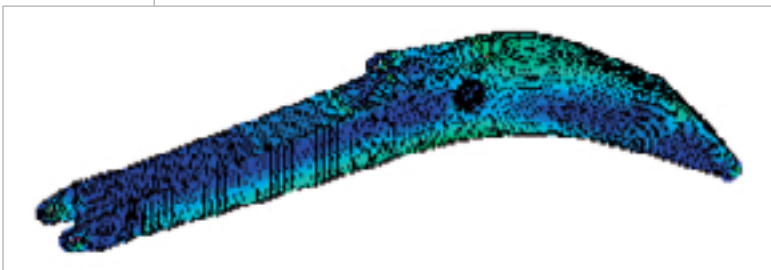
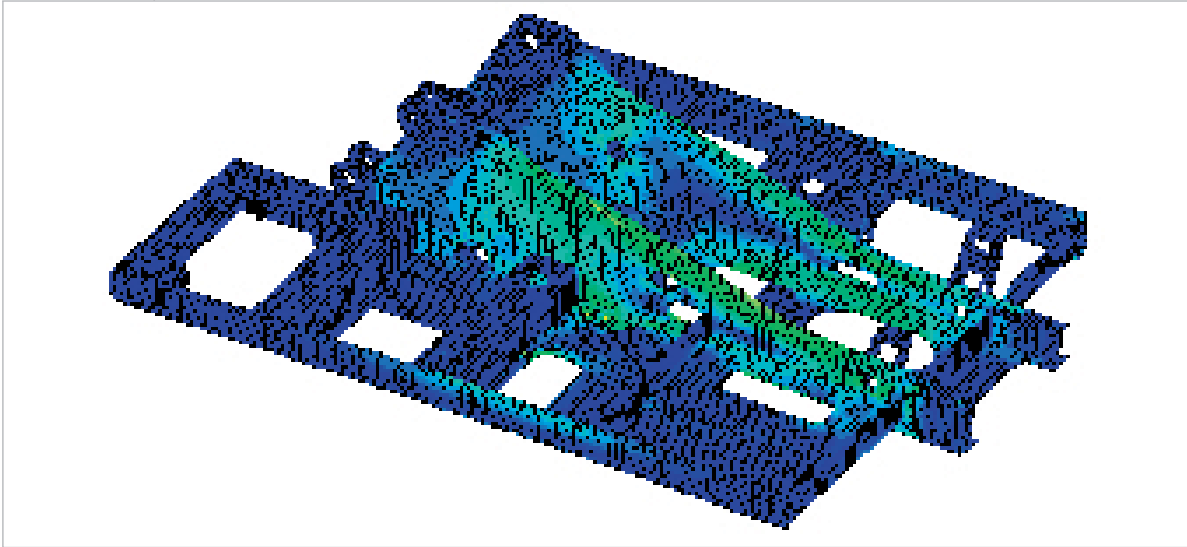
OBJECT HANDLING KIT

European Standards rules are not open to interpretation by European countries. In case of object handling operations, an excavator can be used **only if certified by manufacturer** that it is equipped with all safety devices required by European Standards EN 474-5 : 1996.

New Holland, confirming its commitment to grant high performances in an extremely safe environment, offers its customers the **optional Object Handling Kit** for maximum operator confidence.

E305B HIGH RE

TOP DESIGN & PRODU



Booms and Arms have been redesigned using advanced CAD (Computer Aided Design) and FEM (Finite Elements Methodology) Systems to get higher strength **only** in those areas where stress is concentrated.

These sophisticated design methodologies are combined with the most advanced production technologies, providing high tensile steel plates that are cut, assembled and welded at the New Holland plant, which has held the prestigious “**Vision 2000**” **Quality Certification** for many years.

The same innovative guidelines, to achieve **Heavy Duty** maximum strength together with outstanding stress resistance, are applied in design and manufacture of the upper structure and the undercarriage.

T NEW BOOM & ARM

o further extend the Arm’s durability, even in rocky applications, New holland offers as standard a robust Arm protection.



LIABILITY & DURABILITY CTION TECHNOLOGIES



LONG & STRONG UNDERCARRIAGE FOR BOTH VERSIONS

The length of 4010 mm of the two versions EL & LC grants machine durability, reliability, stability and performance, together with high flotation in swamp areas and greater operator comfort.

TRACK GUIDE

A central mounted track guide is supplied as standard equipment on both track frames. If machine has to work and move in very uneven and rocky terrain, customers may choose the **optional 4 additional track guides** which are mounted, two per track frame, front and rear of the central ones. They keep the chains on the rollers and provide protection while at the same time giving **extended durability, maximum efficiency and safety**

BUCKET LINKAGE WITH DOUBLE BUSHING

The arm/bucket long-life internal bushing now has extra protection from wear due to contact with the bucket linkage, thanks to new additional external bushings made from anti-wear steel material. When the radial surface is worn this new bushing can be easily changed, thus increasing pin and bushing durability while reducing ownership costs.



E305B OPERATOR



NEW ONE-HAND WINDSCREEN OPENING

One-touch lock release simplifies opening and closing the front window, while a new mechanism makes it lighter.



INSTRUMENT LAYOUT

In-cab switches and controls have been moved to the right-hand side in an easy to reach and more ergonomic position, thus improving operator comfort and convenience.



NEW A. E. P. MONITOR

The newly designed A.E.P. Monitor, features analogue gauges which provide one sight advice, regardless of the operating environment.

The digital Display Screen has been enlarged to further enhance visibility. Maintenance information is clearly displayed and the self-diagnostic function provides an early warning detection of malfunctions.

Details of any previous breakdown or malfunction are also stored.

R SAFETY AND COMFORT

NEW CAB INTERIOR

The interior of the cab has been completely re-designed to maximise operator comfort and to enable optimum operator performance. All switches and controls are now ergonomically positioned on the right side, easy to find and to reach.

The radio and the new, more powerful and effective automatic air-conditioning system are standard equipment, creating an agreeable working atmosphere regardless of external weather conditions. At the same time, new interior design and materials create an elegant feeling. Rigid cab construction, combined with six silicon liquid filled viscous dampers, minimises vibrations. Threaded holes, built into the cab structure, enable fast and easy attachment of optional FOPS structure and front guard, effectively contributing to operator safety.



NEW COMFORTABLE SEAT

New comfortable contoured seat which can be adjusted in all directions, together with or independently of side consoles. The armrests, integrated on side consoles, can be lifted/lowered into four different positions and inclined, enabling the operator to set the correct position for maximum convenience and comfort.



UNIQUE REAR CAMERA WITH “DEDICATED” IN CAB SCREEN

This is a very special option, enhancing active safety for both the operator and others on the job site. The “dedicated screen” is mounted inside the cab and is unique to New Holland. It allows the operator, whilst working, to simultaneously control both the job going on behind his machine and the machine’s functional parameters, thanks to the A.E.P. display, which operates constantly. A really unique and outstanding feature in terms of safety and comfort.





E305B

EASY MA

DESIGNED TO EFFECTIVELY CUT OPERATING COSTS

T CLEAN AND ACCESSIBLE LAYOUT

The new machine layout has been designed to make inspections, maintenance and servicing much easier and less time-consuming.

The engine oil filter, the fuel filter and the water separator are remote mounted and easy to reach from ground level. Both the fuel filter and the water separator, which removes contaminants and water, have an important function for engine performance and durability.

Cooling components (radiator, hydraulic oil cooler and intercooler) are now mounted in parallel, which means increased cooling efficiency for higher component reliability whilst being easier to check and clean.



The simplified layout of all vital components of the New Holland E305B under both the right and the left side panels makes maintenance much easier, less time consuming and less costly, and provides much better access for servicing. There is plenty of room in all compartments and most components are positioned in such a way to enable easy access from ground level. **An elegant and modern design added to state-of-the-art technology.**



M CENTRALISED GREASING

Maintenance procedures are also improved thanks to new grouped and centralised greasing points, which allow all boom wear points to be easily greased from ground level, after every 500 hours giving longer intervals! On request, the E305B can be equipped with an “**Automatic Centralised Greasing System**” to supply all wear points of the machine with the right quantity of grease at the right time. A winning tool to **simultaneously reduce maintenance procedures and costs while improving machine reliability and durability.**

MAINTENANCE & SERVICING



INSIDE CAB MAINTENANCE

■ Airconditioning filter, positioned under the seat, can be easily removed without tools and from ground level, for easy cleaning.



■ Detachable two-piece floormat with handles for easy removal. A floor drain is located under the mat to facilitate inside cab cleaning.



FUSES

The fuses are inside the cab, protected from dust and water as well as being easy to reach and control.



TOOL BOX

The tool box has been completely redesigned with a side-opening panel. It stores a new electric immersion type fuel pump, with automatic stop and alarm when the tank is full. The repositioning of the batteries (under the cooling components) and of the fuses (inside the cab) makes room in the compartment behind the cab for an additional wide and useful tool box.

SPECIFICATIONS



ENGINE TIER 3A

Net flywheel power (ISO 14396/ECE R120) 152 kW/204 hp
 Governed 2100 rpm
 Make and model CNH 667TA/EEA
 Type diesel, common rail, direct injection, turbocharged, intercooler
 Displacement 6.7 l
 Number of cylinders 6
 Bore x stroke 104 x 132 mm
 Maximum torque at 1400 rpm 912 Nm

Remote engine oil filter for easy replacement

Electronic engine rpm control, dial type

Auto-Idling selector returns engine to minimum rpm when all controls are in neutral position

-25°C outside temperature start as standard equipment

The engine complies with 97/68/EC standards TIER 3A



ELECTRICAL SYSTEM

Voltage 24 V
 Alternator 70 A
 Starter motor 4 kW
 Standard maintenance-free batteries 2
 Capacity 160 Ah



HYDRAULIC SYSTEM

Higher capacity pumps, to supply higher flow at lower rpm;
Redesigned Main Control Valve, with added 2nd dipper spool and new Fail Safe Functions;

Bigger radius piping with SAE flange ports;

H.A.O.A. (Hydrotronic Active Operation Aid) to get the best hydraulic output according to operator/ application demand;

E.S.S.C. (Engine Speed Sensing Control) device, for total installed hydraulic power exploitation;

D.O.C. (Dipper Optimised Control) thanks to the 2nd dedicated spool in the Control Valve and to the Conflux system;

C.P.B. (Continuous Power Boost) to allow the operator to use extra power when and how long it is needed;

A.E.P. (Advanced Electronic Processor) interacting with the operator for selecting and monitoring main working parameters, maintenance programmes, self diagnosis and operating data storage thanks to the new monitor with a larger digital display and analogical gauges;

Two working modes:

- **S** = for normal digging operation;
- **H** = when maximum power is required;

Two Attachments modes:

- **A** = for attachments which require double pump flow;
- **B** = for attachments, such as breaker, featuring one way flow only.

Standard double pump flow device and Diverter Valve automatically actuated while selecting A;

Pipe pressure discharge push button to facilitate tooling changeover without piping oil leakage;

Super Fine hydraulic filter (8 micron) to grant perfect oil filtration, contributing to increase oil change interval

Main pumps:

Two variable delivery pumps with electronic delivery adjustment. Pumps automatically revert to zero delivery with controls in neutral.

Maximum delivery 2 x 246 l/min

Piloting circuit gear type pump

Maximum delivery 21 l/min

Maximum operating pressure:

Equipment/travel 34.3 MPa
 Swing 29.0 MPa
 Power Boost 37.7 MPa
 Hydraulic cylinders double effect
 - Lift (2) - bore x stroke 140 x 1305 mm
 - Dipperstick (1) - bore x stroke 150 x 1675 mm
 - Bucket (1) - bore x stroke 130 x 1208 mm
 - Positioning (only triple articulation) bore x stroke 150 x 1220 mm

Independent hammer/positioning cylinder control



TRANSMISSION

Type hydrostatic, two-speed
 Travel motors axial piston type, double displacement
 Brakes oil bath disc type, automatically applied and hydraulically released

Final drive oil bath, planetary reduction
 Gradeability (continuous) 70% (35°)

Travel speeds:
 low from 0 - 3.6 km/h
 high from 0 - 5.8 km/h

Drawbar pull 254 kN

Automatic DownShift device: to move travel motors to maximum displacement position with selector on "high speed" position when greater traction is required.



SWING

Swing motor axial piston type
 Swing brake oil bath disc type, automatically applied and hydraulically released

Final drive oil bath, planetary reduction
 Slew ring grease bath type
 Swing speed 11.0 rpm



CAB AND CONTROLS

Transparent cab roof.

Standard automatic conditioning.

Controls piloted

Two cross path manipulators actuate all equipment movements and upperstructure swing.

Two pedals with hand levers control all track movements, counter-rotation included.

A safety lever completely neutralises the piloting circuit



UNDERCARRIAGE

X-frame undercarriage design

Reinforced track chain with sealed bushings.

	E305BEL	E305BLC
Track rollers (each side)	9	9
Carrier rollers (each side)	2	2
Length of track on ground (mm)	4010	4010
Gauge (mm)	2390	2590
Shoes (mm)	600-700	600-700
	800-900	800-900



CAPACITIES

litres
 Lube oil 18.3
 Coolant 25.0
 Fuel tank 460.0
 Hydraulic system 280.0

STANDARD EQUIPMENT

- Automatic fuel electrical pump
- Auto-Idling device
- Automatic air conditioner
- Batteries maintenance free
- Centralised boom lubrication
- Continuous Power Boost device
- Cushioning on hydraulic cylinders
- Double pump flow
- Engine rpm electronic control
- Foot pedal or lever travel control
- Front seal hydraulic piping and connections
- Grease bath swing ring
- H.A.O.A. (Hydrotronic Active Operation Aid)
- HD chains
- Horn
- Hydraulically suspended cab with transparent opening roof
- Main control valve with two dipper spools and antidrift valves
- Mechanical or pneumatic seat
- Multi-function monitor
- One piece boom or triple articulation
- Pressure drain switch
- Radio set
- Rear mirror
- Swing and travel motors with automatic disc type brakes
- TIER 3A emissioned diesel engine
- Tool kit
- Two travel speed with Automatic Down Shift device
- Two working lights on boom and one on upperstructure
- Two-speed intermittent operation windshield wiper

OPTIONS

- Antitheft device
- Automatic lubrication
- Biological hydraulic oil
- Cab additional lights and rain protection
- Cab FOPS
- Cab front guard
- Customer colour
- Dipperstick protection
- Front and rear additional track guide
- Hammer and crusher circuit
- HD Dipperstick:
 - 2100 mm
 - 2400 mm
 - 3100 mm
 - 3750 mm
- Hydraulic quick coupler provision
- Lower frame cover
- Multipurpose rock and heavy duty buckets with bucket/boom adjustment device
- Object handling kit
- Rear view camera with dedicated display (replacing rear mirror)
- Rotating bucket circuit
- Shoes:
 - 600 - 700 - 800 - 900 mm

Note: standard and optional equipment may vary by country. Consult your NEW HOLLAND dealer for specific details.

ONE PIECE BOOM

TRIPLE ARTICULATION

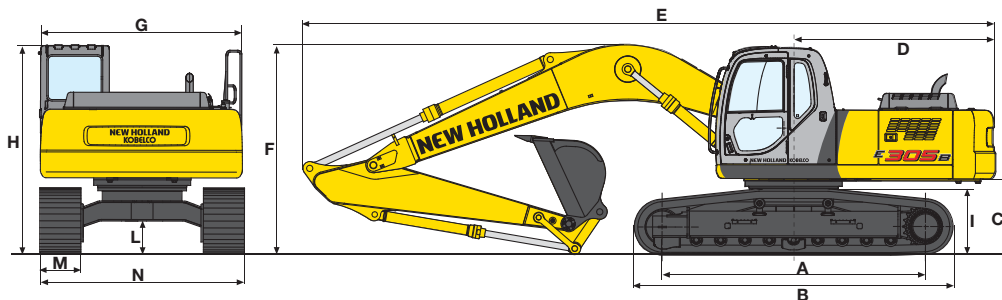
BUCKETS			E305B EL				E305B LC				E305B EL				E305B LC			
Width (mm)	Capacity (m ³) ISO 7451	Weight (Kg)	Dipper mm				Dipper mm				Dipper mm				Dipper mm			
			2100	2400	3100	3750	2100	2400	3100	3750	2100	2400	3100	3750	2100	2400	3100	3750
800	0.60	620	■	■	■	■	■	■	■	■	■	■	■	■	■	■	■	■
1000	0.80	720	■	■	■	■	■	■	■	■	■	■	■	■	■	■	■	■
1200	1.10	820	■	■	■	■	■	■	■	■	■	■	■	■	■	■	■	■
1400	1.40	930	■	■	■	■	■	■	■	■	■	■	■	■	■	■	■	■
1600	1.65	1050	■	■	■	■	■	■	■	■	■	■	■	■	■	■	■	■

- General digging work (specific weight of material < 1.8 t/m³)
- Slightly heavy digging work (specific weight of material < 1.5 t/m³)
- Loading work (specific weight of material < 1.2 t/m³)
- Bucket not applicable

E305B

ONE - PIECE BOOM

DIMENSIONS (mm) - OPERATING WEIGHT



VERSIONS	A	B	C	D	E(*)	F(*)	G	H	I	L
E305BEL	4010	4870	1200	3020	(1) 10565 (2) 10390 (3) 10270 (4) 10285	(1) 3570 (2) 3480 (3) 3200 (4) 3255	2950	3170	1040	525
E305BLC	4010	4870	1200	3020	(1) 10565 (2) 10390 (3) 10270 (4) 10285	(1) 3570 (2) 3480 (3) 3200 (4) 3255	2950	3170	1040	525

(*) Dipperstick: (1) 2100 mm, (2) 2400 mm, (3) 3100 mm, (4) 3750 mm

		E305BEL				E305BLC			
M - Shoe width	mm	600	700	800	900	600	700	800	900
N - Maximum width	mm	2990	3090	3190	3290	3190	3290	3390	3490
Operating Weight*	kg	29760	30095	30430	30760	29850	30185	30520	30850
Specific ground pressure	bar	0.60	0.52	0.46	0.42	0.60	0.52	0.46	0.42

* With 3750 mm dipperstick and 1.65 m³ bucket

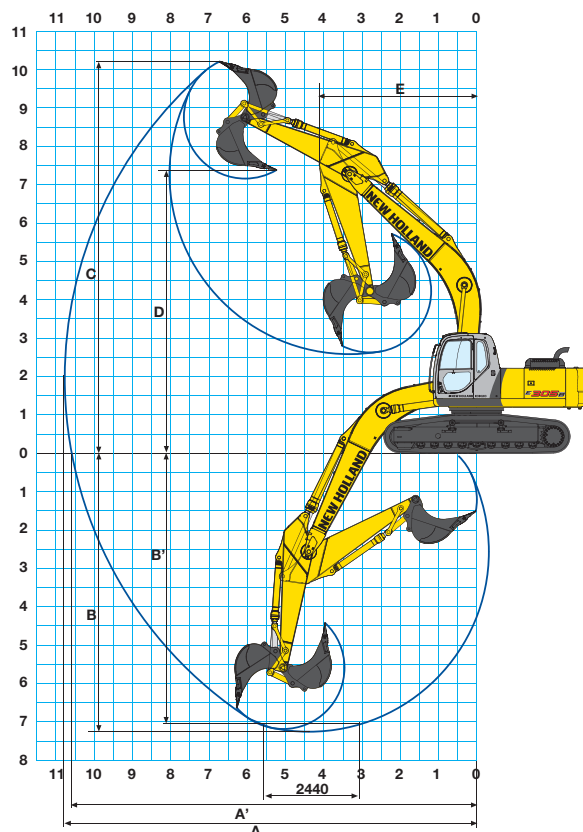
DIGGING PERFORMANCE

ONE - PIECE BOOM = 6200 mm

DIPPERSTICK		2100	2400	3100	3750
A	mm	9800	10090	10730	11370
A'	mm	9590	9890	10540	11190
B	mm	6200	6500	7200	7850
B'	mm	5990	6300	7040	7710
C	mm	9610	9870	10150	10560
D	mm	6760	6940	7240	7630
E	mm	4210	4160	4190	4190

BREAKOUT FORCE:					
Bucket	daN	19150	19150	19150	19150
Dipperstick	daN	19065	16345	13000	11215

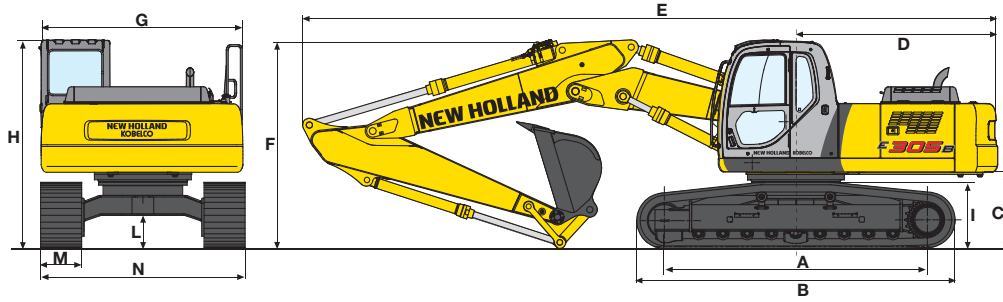
WITH "POWER BOOST" ON:					
Bucket	daN	21050	21050	21050	21050
Dipperstick	daN	20955	17965	14400	12300



E305B

TRIPLE ARTICULATION

DIMENSIONS (mm) - OPERATING WEIGHT



VERSIONS	A	B	C	D	E(*)	F(*)	G	H	I	L
E305BEL	4010	4870	1175	2970	(1) 10605	(1) 3285	2950	3170	1040	525
					(2) 10405	(2) 3260				
					(3) 10375	(3) 3170				
					(4) 10390	(4) 3360				
E305BLC	4010	4870	1175	2970	(1) 10605	(1) 3285	2950	3170	1040	525
					(2) 10405	(2) 3260				
					(3) 10375	(3) 3170				
					(4) 10390	(4) 3360				

(*) Dipperstick: (1) 2100 mm, (2) 2400 mm, (3) 3100 mm, (4) 3750 mm

		E305BEL				E305BLC			
M - Shoe width	mm	600	700	800	900	600	700	800	900
N - Maximum width	mm	2990	3090	3190	3290	3190	3290	3390	3490
Operating Weight*	kg	30550	30850	31200	31500	30620	30950	31280	31620
Specific ground pressure	bar	0.60	0.52	0.46	0.42	0.60	0.52	0.46	0.42

* With 3750 mm dipperstick and 1.65 m³ bucket

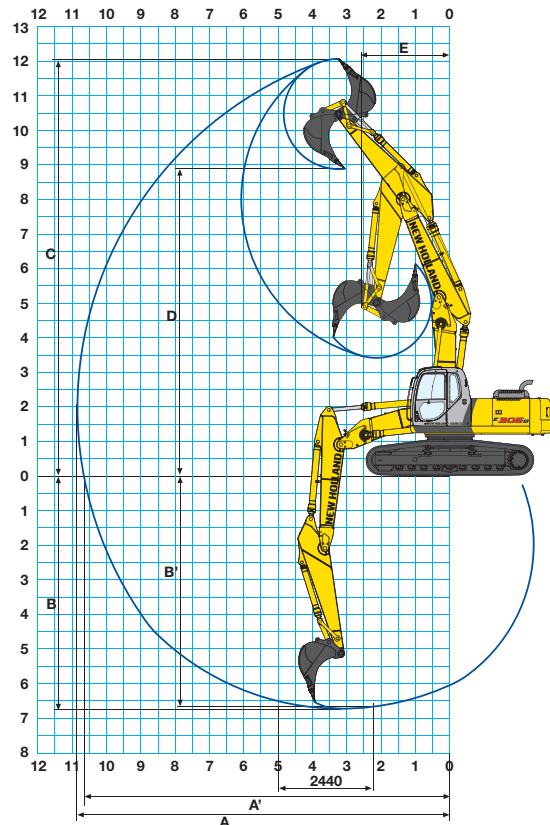
DIGGING PERFORMANCE

TRIPLE ARTICULATION
 MAX. EXTENSION = 6235 mm
 MIN. EXTENSION = 4645 mm

DIPPERSTICK		2100	2400	3100	3750
A	mm	9905	10205	10865	11520
A'	mm	9690	10000	10675	11335
B	mm	5845	6145	6835	7490
B'	mm	5730	6040	6735	7400
C	mm	11230	11520	12045	12620
D	mm	8190	8415	8950	9515
E	mm	3350	3185	2825	2900

BREAKOUT FORCE:					
Bucket	daN	19150	19150	19150	19150
Dipperstick	daN	19065	16345	13000	11215

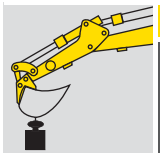
WITH "POWER BOOST" ON:					
Bucket	daN	21050	21050	21050	21050
Dipperstick	daN	20955	17965	14400	12330



LIFTING CAPACITY

EL VERSION

VALUES ARE EXPRESSED IN TONNES



RADIUS OF LOAD

1.5 m		3.0 m		4.5 m		6.0 m		7.5 m		9.0 m		AT MAX REACH		Reach m
FRONT	SIDE	FRONT	SIDE	FRONT	SIDE	FRONT	SIDE	FRONT	SIDE	FRONT	SIDE	FRONT	SIDE	

ONE-PIECE BOOM DIPPERSTICK 2100 mm

HEIGHT	1.5 m		3.0 m		4.5 m		6.0 m		7.5 m		9.0 m		AT MAX REACH		Reach m
	FRONT	SIDE	FRONT	SIDE	FRONT	SIDE	FRONT	SIDE	FRONT	SIDE	FRONT	SIDE	FRONT	SIDE	
+9.0 m															
+7.5 m							5.4 *	5.4 *					5.5 *	5.5 *	6.45
+6.0 m							5.6 *	5.6 *					5.6 *	5.2	7.16
+4.5 m					8.0 *	8.0 *	6.5 *	6.5 *	5.8 *	5.1 *			5.7 *	4.4	8.14
+3.0 m					10.4 *	10.3	7.6 *	6.8	6.4 *	4.9			6.0 *	4.0	8.47
+1.5 m					12.4 *	9.6	8.7 *	6.5	7.0 *	4.7			6.3 *	4.3	8.52
0 m					13.1 *	9.4	9.4 *	6.2	7.4 *	4.6			6.7 *	4.0	8.29
-1.5 m			13.4 *	13.4 *	13.0 *	9.4	9.6 *	6.2	7.5 *	4.5			7.2 *	4.3	7.78
-3.0 m			17.1 *	17.1 *	12.2 *	9.5	9.1 *	6.2					7.7 *	5.2	6.90
-4.5 m			14.2 *	14.2 *	10.3 *	9.9							8.4 *	7.4	5.50

TRIPLE ARTICULATION DIPPERSTICK 2100 mm

HEIGHT	1.5 m		3.0 m		4.5 m		6.0 m		7.5 m		9.0 m		AT MAX REACH		Reach m
	FRONT	SIDE	FRONT	SIDE	FRONT	SIDE	FRONT	SIDE	FRONT	SIDE	FRONT	SIDE	FRONT	SIDE	
+9.0 m					6.5 *	6.5 *							6.2 *	6.2 *	4.82
+7.5 m					6.3 *	6.3 *	5.0 *	5.0 *					4.7 *	4.7 *	6.52
+6.0 m					6.7 *	6.7 *	5.1 *	5.1 *	4.1 *	4.1 *			4.1 *	4.1 *	7.56
+4.5 m					8.1 *	8.1 *	5.5 *	5.5 *	4.2 *	4.2 *			3.8 *	3.8 *	8.20
+3.0 m					11.1 *	10.2	6.3 *	6.3 *	4.5 *	4.5 *			3.7 *	3.7 *	8.53
+1.5 m					13.0 *	9.4	7.2 *	6.4	4.8 *	4.6			3.8 *	3.8	8.58
0 m					12.3 *	9.1	8.0 *	6.1	5.0 *	4.5			4.1 *	3.9	8.36
-1.5 m					10.8 *	9.2	8.4 *	6.1	5.2 *	4.5			4.7 *	4.2	7.84
-3.0 m					8.4 *	8.4 *	6.6 *	6.2					5.1 *	5.1	7.00
-4.5 m															

ONE-PIECE BOOM DIPPERSTICK 2400mm

HEIGHT	1.5 m		3.0 m		4.5 m		6.0 m		7.5 m		9.0 m		AT MAX REACH		Reach m
	FRONT	SIDE	FRONT	SIDE	FRONT	SIDE	FRONT	SIDE	FRONT	SIDE	FRONT	SIDE	FRONT	SIDE	
+9.0 m															
+7.5 m													5.1 *	5.1 *	6.86
+6.0 m							5.3 *	5.3 *	5.2 *	5.2 *			4.9 *	4.8	7.85
+4.5 m					7.4 *	7.4 *	6.2 *	6.2 *	5.6 *	5.1			5.0 *	4.2	8.47
+3.0 m					9.9 *	9.9 *	7.4 *	6.9	6.2 *	4.9			5.3 *	3.8	8.78
+1.5 m					12.0 *	9.7	8.5 *	6.5	6.8 *	4.7			5.8 *	3.7	8.83
0 m					13.0 *	9.4	9.3 *	6.2	7.3 *	4.6			6.4 *	3.7	8.62
-1.5 m			12.7 *	12.7 *	13.1 *	9.3	9.6 *	6.1	7.5 *	4.5			6.8 *	4.0	8.12
-3.0 m	14.4 *	14.4 *	17.8 *	17.8 *	12.5 *	9.5	9.3 *	6.2					7.3 *	4.8	7.28
-4.5 m			15.2 *	15.2 *	10.8 *	9.8							7.9 *	6.5	5.96

TRIPLE ARTICULATION DIPPERSTICK 2400 mm

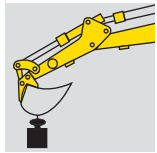
HEIGHT	1.5 m		3.0 m		4.5 m		6.0 m		7.5 m		9.0 m		AT MAX REACH		Reach m
	FRONT	SIDE	FRONT	SIDE	FRONT	SIDE	FRONT	SIDE	FRONT	SIDE	FRONT	SIDE	FRONT	SIDE	
+9.0 m					6.1 *	6.1 *							5.5 *	5.5 *	5.37
+7.5 m					6.0 *	6.0 *	4.8 *	4.8 *					4.3 *	4.3 *	6.94
+6.0 m					6.4 *	6.4 *	4.9 *	4.9 *	4.0 *	4.0 *			3.8 *	3.8 *	7.92
+4.5 m			13.1 *	13.1 *	7.6 *	7.6 *	5.4 *	5.4 *	4.1 *	4.1 *			3.5 *	3.5 *	8.53
+3.0 m					10.3 *	10.3 *	6.1 *	6.1 *	4.3 *	4.3 *			3.5 *	3.5 *	8.84
+1.5 m					13.0 *	9.5	7.0 *	6.4	4.7 *	3.6			3.5 *	3.5 *	8.89
0 m					12.6 *	9.2	7.9 *	6.1	5.0 *	4.5			3.8 *	3.6	8.68
-1.5 m			12.1 *	12.1 *	11.3 *	9.2	8.4 *	6.1	5.1 *	4.4			4.3 *	3.9	8.19
-3.0 m					9.0 *	9.0 *	7.0 *	6.1					5.0 *	4.6	7.36
-4.5 m															

As per ISO 10567 with excavator equipped with bucket. The indicated load is no more than 87% of hydraulic system lifting capacity or 75% of static tipping load. Values marked with an asterisk are limited by the hydraulic system.

LIFTING CAPACITY

EL VERSION

VALUES ARE EXPRESSED IN TONNES



RADIUS OF LOAD

1.5 m		3.0 m		4.5 m		6.0 m		7.5 m		9.0 m		AT MAX REACH		Reach m
FRONT	SIDE	FRONT	SIDE	FRONT	SIDE	FRONT	SIDE	FRONT	SIDE	FRONT	SIDE	FRONT	SIDE	

ONE-PIECE BOOM DIPPERSTICK 3100 mm

HEIGHT															
+7.5 m									3.5 *	3.5 *			2.9 *	2.9 *	7.69
+6.0 m									4.5 *	4.5 *			2.8 *	2.8 *	8.59
+4.5 m							5.4 *	5.4 *	5.0 *	5.0 *	3.5 *	3.5 *	2.8 *	2.8 *	9.15
+3.0 m			14.4 *	14.4 *	8.6 *	8.6 *	6.6 *	6.6 *	5.6 *	5.0	5.1 *	3.7	2.9 *	2.9 *	9.45
+1.5 m			6.6 *	6.6 *	11.0 *	10.0	7.9 *	6.6	6.4 *	4.7	5.5 *	3.5	3.2 *	3.2 *	9.49
0 m			8.3 *	8.3 *	12.5 *	9.5	8.9 *	6.3	7.0 *	4.5	5.7 *	3.4	3.6 *	3.3	9.29
-1.5 m	8.1 *	8.1 *	11.7 *	11.7 *	13.0 *	9.3	9.4 *	6.1	7.3 *	4.4			4.4 *	3.5	8.84
-3.0 m	11.7 *	11.7 *	16.1 *	16.1 *	12.8 *	9.3	9.4 *	6.1	7.3 *	4.4			5.7 *	4.0	8.07
-4.5 m	15.9 *	15.9 *	17.0 *	17.0 *	11.7 *	9.5	8.6 *	6.2					7.2 *	5.1	6.90
-6.0 m					9.1 *	9.1 *							7.9 *	7.9 *	5.05

TRIPLE ARTICULATION DIPPERSTICK 3100 mm

HEIGHT															
+10.5 m													4.2 *	4.2 *	4.17
+9.0 m							4.5 *	4.5 *					3.2 *	3.2 *	6.43
+7.5 m							4.3 *	4.3 *	3.6 *	3.6 *			2.9 *	2.9 *	7.79
+6.0 m					5.7 *	5.7 *	4.5 *	4.5 *	3.6 *	3.6 *			2.8 *	2.8 *	8.67
+4.5 m			9.8 *	9.8 *	6.7 *	6.7 *	4.9 *	4.9 *	3.8 *	3.8 *	3.0 *	3.0 *	2.8 *	2.8 *	9.23
+3.0 m			17.7 *	17.7 *	8.7 *	8.7 *	5.6 *	5.6 *	4.0 *	4.0 *	3.1 *	3.1 *	2.9 *	2.9 *	9.52
+1.5 m			6.3 *	6.3 *	12.4 *	9.8	6.5 *	6.5 *	4.4 *	4.4 *	3.3 *	3.3 *	3.0 *	3.0 *	9.57
0 m			7.9 *	7.9 *	12.9 *	9.3	7.5 *	6.2	4.7 *	4.5	3.4 *	3.4 *	3.2 *	3.2 *	9.37
-1.5 m			11.2 *	11.2 *	12.1 *	9.2	8.2 *	6.0	5.0 *	4.4			3.5 *	3.4	8.92
-3.0 m			13.4 *	13.4 *	10.3 *	9.3	7.9 *	6.0	5.0 *	4.4			4.2 *	3.9	8.16

ONE-PIECE BOOM DIPPERSTICK 3750 mm

HEIGHT															
+7.5 m													2.0 *	2.0 *	8.50
+6.0 m									3.9 *	3.9 *	3.0 *	3.0 *	2.0 *	2.0 *	9.32
+4.5 m									4.4 *	4.4 *	4.3 *	3.8	2.0 *	2.0 *	9.84
+3.0 m			11.2 *	11.2 *	7.3 *	7.3 *	5.8 *	5.8 *	5.1 *	5.0	4.7 *	3.7	2.1 *	2.1 *	10.12
+1.5 m			9.7 *	9.7 *	9.9 *	9.9 *	7.2 *	6.7	5.9 *	4.7	5.2 *	3.5	2.2 *	2.2 *	10.16
0 m	4.1 *	4.1 *	8.7 *	8.7 *	11.8 *	9.5	8.4 *	6.3	6.6 *	4.5	5.6 *	3.4	2.5 *	2.5 *	9.96
-1.5 m	6.9 *	6.9 *	10.8 *	10.8 *	12.7 *	9.2	9.1 *	6.0	7.1 *	4.4	5.8	3.3	2.9 *	2.9 *	9.55
-3.0 m	9.8 *	9.8 *	14.1 *	14.1 *	12.9 *	9.1	9.4 *	5.9	7.3 *	4.3			3.6 *	3.4	8.85
-4.5 m	13.2 *	13.2 *	18.2 *	18.2 *	12.2 *	9.3	9.0 *	6.0	6.8 *	4.4			5.1 *	4.2	7.80
-6.0 m			15.1 *	15.1 *	10.4 *	9.6	7.4 *	6.3					7.0 *	6.0	6.22

TRIPLE ARTICULATION DIPPERSTICK 3750 mm

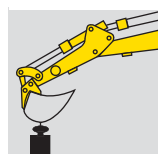
HEIGHT															
+10.5 m													2.8 *	2.8 *	5.55
+9.0 m							4.1 *	4.1 *					2.3 *	2.3 *	7.40
+7.5 m							4.0 *	4.0 *	3.3 *	3.3 *			2.1 *	2.1 *	8.60
+6.0 m							4.1 *	4.1 *	3.3 *	3.3 *	2.8 *	2.8 *	2.0 *	2.0 *	9.41
+4.5 m					5.9 *	5.9 *	4.5 *	4.5 *	3.5 *	3.5 *	2.8 *	2.8 *	2.0 *	2.0 *	9.92
+3.0 m			13.8 *	13.8 *	7.5 *	7.5 *	5.1 *	5.1 *	3.8 *	3.8 *	2.9 *	2.9 *	2.0 *	2.0 *	10.19
+1.5 m			9.6 *	9.6 *	10.5 *	10.1	5.9 *	5.9 *	4.1 *	4.1 *	3.1 *	3.1 *	2.1 *	2.1 *	10.23
0 m	3.6 *	3.6 *	8.3 *	8.3 *	12.8 *	9.4	7.0 *	6.2	4.5 *	4.5	3.2 *	3.2 *	2.4 *	2.4 *	10.05
-1.5 m	6.4 *	6.4 *	10.3 *	10.3 *	12.5 *	9.1	7.9 *	6.0	4.8 *	4.3	3.3 *	3.3	2.7 *	2.7 *	9.63
-3.0 m			13.6 *	13.6 *	11.2 *	9.1	8.3 *	5.9	5.0 *	4.3			3.3 *	3.3 *	8.94
-4.5 m					8.8 *	8.8 *	6.6 *	6.0	4.6 *	4.4			3.9 *	3.9 *	7.89

As per ISO 10567 with excavator equipped with bucket. The indicated load is no more than 87% of hydraulic system lifting capacity or 75% of static tipping load. Values marked with an asterisk are limited by the hydraulic system.

LIFTING CAPACITY

LC VERSION

VALUES ARE EXPRESSED IN TONNES



RADIUS OF LOAD

1.5 m		3.0 m		4.5 m		6.0 m		7.5 m		9.0 m		AT MAX REACH		Reach m
FRONT	SIDE	FRONT	SIDE	FRONT	SIDE	FRONT	SIDE	FRONT	SIDE	FRONT	SIDE	FRONT	SIDE	

ONE-PIECE BOOM DIPPERSTICK 2100 mm

HEIGHT	1.5 m		3.0 m		4.5 m		6.0 m		7.5 m		9.0 m		AT MAX REACH		Reach m
	FRONT	SIDE	FRONT	SIDE	FRONT	SIDE	FRONT	SIDE	FRONT	SIDE	FRONT	SIDE	FRONT	SIDE	
+9.0 m															
+7.5 m							5.4 *	5.4 *					5.5 *	5.5 *	6.45
+6.0 m							5.6 *	5.6 *					5.6 *	5.6 *	7.16
+4.5 m					8.0 *	8.0 *	6.5 *	6.5 *	5.8 *	5.5			5.7 *	4.8	8.14
+3.0 m					10.4 *	10.4 *	7.6 *	7.5	6.4 *	5.3			6.0 *	4.4	8.47
+1.5 m					12.4 *	10.7	8.7 *	7.1	7.0 *	5.2			6.3 *	4.3	8.52
0 m					13.1 *	10.4	9.4 *	6.9	7.4 *	5.0			6.7 *	4.4	8.29
-1.5 m			13.4 *	13.4 *	13.0 *	10.4	9.6 *	6.8	7.5 *	5.0			7.2 *	4.8	7.78
-3.0 m			17.1 *	17.1 *	12.2 *	10.6	9.1 *	6.9					7.7 *	5.7	6.90
-4.5 m			14.2 *	14.2 *	10.3 *	10.3 *							8.4 *	8.2	5.50

TRIPLE ARTICULATION DIPPERSTICK 2100 mm

HEIGHT	1.5 m		3.0 m		4.5 m		6.0 m		7.5 m		9.0 m		AT MAX REACH		Reach m
	FRONT	SIDE	FRONT	SIDE	FRONT	SIDE	FRONT	SIDE	FRONT	SIDE	FRONT	SIDE	FRONT	SIDE	
+9.0 m					6.5 *	6.5 *							6.2 *	6.2 *	4.82
+7.5 m					6.3 *	6.3 *	5.0 *	5.0 *					4.7 *	4.7 *	6.52
+6.0 m					6.7 *	6.7 *	5.1 *	5.1 *	4.1 *	4.1 *			4.1 *	4.1 *	7.56
+4.5 m					8.1 *	8.1 *	5.5 *	5.5 *	4.2 *	4.2 *			3.8 *	3.8 *	8.20
+3.0 m					11.1 *	11.1 *	6.3 *	6.3 *	4.5 *	4.5 *			3.7 *	3.7 *	8.53
+1.5 m					13.0 *	10.5	7.2 *	7.0	4.8 *	4.8 *			3.8 *	3.8 *	8.58
0 m					12.3 *	10.2	8.0 *	6.8	5.0 *	5.0			4.1 *	4.1 *	8.36
-1.5 m					10.8 *	10.2	8.4 *	6.7	5.2 *	4.9			4.7 *	4.7	7.84
-3.0 m					8.4 *	8.4 *	6.6 *	6.6 *					5.1 *	5.1 *	7.00
-4.5 m															

ONE-PIECE BOOM DIPPERSTICK 2400 mm

HEIGHT	1.5 m		3.0 m		4.5 m		6.0 m		7.5 m		9.0 m		AT MAX REACH		Reach m
	FRONT	SIDE	FRONT	SIDE	FRONT	SIDE	FRONT	SIDE	FRONT	SIDE	FRONT	SIDE	FRONT	SIDE	
+9.0 m															
+7.5 m													5.1 *	5.1 *	6.86
+6.0 m							5.3 *	5.3 *	5.2 *	5.2 *			4.9 *	4.9 *	7.85
+4.5 m					7.4 *	7.4 *	6.2 *	6.2 *	5.6 *	5.6 *			5.0 *	5.0 *	8.47
+3.0 m					9.9 *	9.9 *	7.4 *	7.4 *	6.2 *	6.2 *			5.3 *	5.3 *	8.78
+1.5 m					12.0 *	12.0 *	8.5 *	8.5 *	6.8 *	6.8 *			5.8 *	5.8 *	8.83
0 m					13.0 *	13.0 *	9.3 *	9.3 *	7.3 *	7.3 *			6.4 *	6.4 *	8.62
-1.5 m			12.7 *	12.7 *	13.1 *	13.1 *	9.6 *	9.6 *	7.5 *	7.5 *			6.8 *	6.8 *	8.12
-3.0 m	14.4 *	14.4 *	17.8 *	17.8 *	12.5 *	12.5 *	9.3 *	9.3 *					7.3 *	7.3 *	7.28
-4.5 m			15.2 *	15.2 *	10.8 *	10.8 *							7.9 *	7.9 *	5.96

TRIPLE ARTICULATION DIPPERSTICK 2400 mm

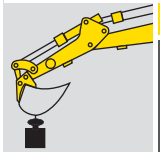
HEIGHT	1.5 m		3.0 m		4.5 m		6.0 m		7.5 m		9.0 m		AT MAX REACH		Reach m
	FRONT	SIDE	FRONT	SIDE	FRONT	SIDE	FRONT	SIDE	FRONT	SIDE	FRONT	SIDE	FRONT	SIDE	
+9.0 m					6.1 *	6.1 *							5.5 *	5.5 *	5.37
+7.5 m					6.0 *	6.0 *	4.8 *	4.8 *					4.3 *	4.3 *	6.94
+6.0 m					6.4 *	6.4 *	4.9 *	4.9 *	4.0 *	4.0 *			3.8 *	3.8 *	7.92
+4.5 m			13.1 *	13.1 *	7.6 *	7.6 *	5.4 *	5.4 *	4.1 *	4.1 *			3.5 *	3.5 *	8.53
+3.0 m					10.3 *	10.3 *	6.1 *	6.1 *	4.3 *	4.3 *			3.5 *	3.5 *	8.84
+1.5 m					13.0 *	10.6	7.0 *	7.0 *	4.7 *	4.7 *			3.5 *	3.5 *	8.89
0 m					12.6 *	10.2	7.9 *	6.8	5.0 *	5.0			3.8 *	3.8 *	8.68
-1.5 m			12.1 *	12.1 *	11.3 *	10.2	8.4 *	6.7	5.1 *	4.9			4.3 *	4.3 *	8.19
-3.0 m					9.0 *	9.0 *	7.0 *	6.8					5.0 *	5.0 *	7.36
-4.5 m															

As per ISO 10567 with excavator equipped with bucket. The indicated load is no more than 87% of hydraulic system lifting capacity or 75% of static tipping load. Values marked with an asterisk are limited by the hydraulic system.

LIFTING CAPACITY

LC VERSION

VALUES ARE EXPRESSED IN TONNES



RADIUS OF LOAD

1.5 m		3.0 m		4.5 m		6.0 m		7.5 m		9.0 m		AT MAX REACH		Reach m
FRONT	SIDE	FRONT	SIDE	FRONT	SIDE	FRONT	SIDE	FRONT	SIDE	FRONT	SIDE	FRONT	SIDE	

ONE-PIECE BOOM DIPPERSTICK 3100 mm

HEIGHT	1.5 m		3.0 m		4.5 m		6.0 m		7.5 m		9.0 m		AT MAX REACH		Reach m
+7.5 m									3.5 *	3.5 *			2.9 *	2.9 *	
+6.0 m									4.5 *	4.5 *			2.8 *	2.8 *	8.59
+4.5 m							5.4 *	5.4 *	5.0 *	5.0 *	3.5 *	3.5 *	2.8 *	2.8 *	9.15
+3.0 m			14.4 *	14.4 *	8.6 *	8.6 *	6.6 *	6.6 *	5.6 *	5.4	5.1 *	4.0	2.9 *	2.9 *	9.45
+1.5 m			6.6 *	6.6 *	11.0 *	11.0 *	7.9 *	7.2	6.4 *	5.2	5.5 *	3.9	3.2 *	3.2 *	9.49
0 m			8.3 *	8.3 *	12.5 *	10.5	8.9 *	6.9	7.0 *	5.0	5.7 *	3.8	3.6 *	3.6	9.29
-1.5 m	8.1 *	8.1 *	11.7 *	11.7 *	13.0 *	10.3	9.4 *	6.7	7.3 *	4.9			4.4 *	3.9	8.84
-3.0 m	11.7 *	11.7 *	16.1 *	16.1 *	12.8 *	10.3	9.4 *	6.7	7.3 *	4.9			5.7 *	4.4	8.07
-4.5 m	15.9 *	15.9 *	17.0 *	17.0 *	11.7 *	10.6	8.6 *	6.8					7.2 *	5.6	6.90
-6.0 m					9.1 *	9.1 *							7.9 *	7.9 *	5.05

TRIPLE ARTICULATION DIPPERSTICK 3100 mm

HEIGHT	1.5 m		3.0 m		4.5 m		6.0 m		7.5 m		9.0 m		AT MAX REACH		Reach m
+10.5 m													4.2 *	4.2 *	
+9.0 m							4.5 *	4.5 *					3.2 *	3.2 *	6.43
+7.5 m							4.3 *	4.3 *	3.6 *	3.6 *			2.9 *	2.9 *	7.79
+6.0 m					5.7 *	5.7 *	4.5 *	4.5 *	3.6 *	3.6 *			2.8 *	2.8 *	8.67
+4.5 m			9.8 *	9.8 *	6.7 *	6.7 *	4.9 *	4.9 *	3.8 *	3.8 *	3.0 *	3.0 *	2.8 *	2.8 *	9.23
+3.0 m			17.7 *	17.7 *	8.7 *	8.7 *	5.6 *	5.6 *	4.0 *	4.0 *	3.1 *	3.1 *	2.9 *	2.9 *	9.52
+1.5 m			6.3 *	6.3 *	12.4 *	10.9	6.5 *	6.5 *	4.4 *	4.4 *	3.3 *	3.3 *	3.0 *	3.0 *	9.57
0 m			7.9 *	7.9 *	12.9 *	10.4	7.5 *	6.8	4.7 *	4.7 *	3.4 *	3.4 *	3.2 *	3.2 *	9.37
-1.5 m			11.2 *	11.2 *	12.1 *	10.2	8.2 *	6.7	5.0 *	4.8			3.5 *	3.5 *	8.92
-3.0 m			13.4 *	13.4 *	10.3 *	10.3 *	7.9 *	6.7	5.0 *	4.9			4.2 *	4.2 *	8.16

ONE-PIECE BOOM DIPPERSTICK 3750 mm

HEIGHT	1.5 m		3.0 m		4.5 m		6.0 m		7.5 m		9.0 m		AT MAX REACH		Reach m
+7.5 m													2.0 *	2.0 *	
+6.0 m									3.9 *	3.9 *	3.0 *	3.0 *	2.0 *	2.0 *	9.32
+4.5 m									4.4 *	4.4 *	4.3 *	4.2	2.0 *	2.0 *	9.84
+3.0 m			11.2 *	11.2 *	7.3 *	7.3 *	5.8 *	5.8 *	5.1 *	5.1 *	4.7 *	4.0	2.1 *	2.1 *	10.12
+1.5 m			9.7 *	9.7 *	9.9 *	9.9 *	7.2 *	7.2 *	5.9 *	5.2	5.2	3.9	2.2 *	2.2 *	10.16
0 m	4.1 *	4.1 *	8.7 *	8.7 *	11.8 *	10.6	8.4 *	6.9	6.6 *	5.0	5.6 *	3.8	2.5 *	2.5 *	9.97
-1.5 m	6.9 *	6.9 *	10.8 *	10.8 *	12.7 *	10.3	9.1 *	6.7	7.1 *	4.8	5.8	3.7	2.9 *	2.9 *	9.55
-3.0 m	9.8 *	9.8 *	14.1 *	14.1 *	12.9 *	10.2	9.4 *	6.6	7.3 *	4.8			3.6 *	3.6 *	8.85
-4.5 m	13.2 *	13.2 *	18.2 *	18.2 *	12.2 *	10.3	9.0 *	6.6	6.8 *	4.8			5.1 *	4.6	7.80
-6.0 m			15.1 *	15.1 *	10.4 *	10.4 *	7.4 *	6.9					7.0 *	6.6	6.22

TRIPLE ARTICULATION DIPPERSTICK 3750 mm

HEIGHT	1.5 m		3.0 m		4.5 m		6.0 m		7.5 m		9.0 m		AT MAX REACH		Reach m
+10.5 m													2.8 *	2.8 *	
+9.0 m							4.1 *	4.1 *					2.3 *	2.3 *	7.40
+7.5 m							4.0 *	4.0 *	3.3 *	3.3 *			2.1 *	2.1 *	8.60
+6.0 m							4.1 *	4.1 *	3.3 *	3.3 *	2.8 *	2.8 *	2.0 *	2.0 *	9.41
+4.5 m					5.9 *	5.9 *	4.5 *	4.5 *	3.5 *	3.5 *	2.8 *	2.8 *	2.0 *	2.0 *	9.92
+3.0 m			13.8 *	13.8 *	7.5 *	7.5 *	5.1 *	5.1 *	3.8 *	3.8 *	2.9 *	2.9 *	2.0 *	2.0 *	10.19
+1.5 m			9.6 *	9.6 *	10.5 *	10.5 *	5.9 *	5.9 *	4.1 *	4.1 *	3.1 *	3.1 *	2.1 *	2.1 *	10.23
0 m	3.6 *	3.6 *	8.3 *	8.3 *	12.8 *	10.4	7.0 *	6.9	4.5 *	4.5 *	3.2 *	3.2 *	2.4 *	2.4 *	10.05
-1.5 m	6.4 *	6.4 *	10.3 *	10.3 *	12.5 *	10.2	7.9 *	6.6	4.8 *	6.8	3.3 *	3.3 *	2.7 *	2.7 *	9.63
-3.0 m			13.6 *	13.6 *	11.2 *	10.2	8.3 *	6.6	5.0 *	4.8			3.3 *	3.3 *	8.94
-4.5 m					8.8 *	8.8 *	6.6 *	6.6 *	4.6 *	4.6 *			3.9 *	3.9 *	7.89

As per ISO 10567 with excavator equipped with bucket. The indicated load is no more than 87% of hydraulic system lifting capacity or 75% of static tipping load. Values marked with an asterisk are limited by the hydraulic system.

NEW HOLLAND. THE POWER OF A GLOBAL BRAND

New Holland is a global brand with a key position in the Construction Equipment business. It supplies a complete range of 13 product lines and 80 basic models split into **Compact line** and **Heavy line**. It operates in all the main markets, such as **Europe, North and Latin America, Africa, Asia and Middle East** with the same technology and under the same logo and brand. It manufactures **durable, safe and productive** machines aimed at supporting customers in developing their own business. **Dealers are company partners**. They play an important role to support the brand in their territories through intense professional relationship with Customers. New Holland is reinforced by its **global alliance with Kobelco**: world leader in hydraulic excavator technology.



AT YOUR OWN DEALERSHIP

The information contained in this brochure is intended to be a general nature only. The NEW HOLLAND KOBELCO CONSTRUCTION MACHINERY S.p.A. company may at any time and from time to time, for technical or other necessary reasons, modify any of the details or specifications of the product described in this brochure. Illustrations do not necessarily show products in standard conditions. The dimensions, weights and capacities shown herein, as well as any conversion data used, are approximate only and are subject to variations within normal manufacturing techniques.

Published by NEW HOLLAND KOBELCO CONSTRUCTION MACHINERY S.p.A.
Printed in Italy - LEADER Firenze - Cod. 73301 440GB - Printed 07/08

Printed on recycled paper
CoC-FSC 000010 CQ Mixed sources



ELEMENTAL
CHLORINE
FREE
GUARANTEED

FIAT
GROUP



www.newholland.com