



NEW HOLLAND

MH CITY



<u>NET FLYWHEEL POWER</u>	90 kW - 121 hp
<u>OPERATING WEIGHT (MAX.)</u>	15 335 kg
<u>BUCKET CAPACITY (CECE)</u>	0.24 - 0.65 m ³



NEW HOLLAND

CONSTRUCTION

BUILT AROUND YOU

SPECIFICATIONS



ENGINE TIER 3A

Net engine power (ISO 14396/ECE R120)	90 kW/121 hp
Rated	2000 rpm
Make and model	CNH Engine - 445TA/MLH
Type	diesel, 4-stroke
Displacement	4.5 l
Number of cylinders	4
Bore x stroke	104 x 132 mm
Maximum torque at 1200 rpm	525 Nm

Remote engine oil filter for easy replacement

Auto-Idling selector returns engine to minimum rpm when all controls are in neutral position

-25° C outside temperature start as standard equipment

The engine complies with 97/68/EC standards TIER 3A



ELECTRICAL SYSTEM

Voltage	24 V
Batteries	2 x 12 V
Battery rating (each)	100 Ah
Alternator	70A
Starter motor	4 kW



HYDRAULIC SYSTEM

Primary pumps	3 variable displacement, axial piston
Total maximum flow	2 x 125 + 80 l/min
Implement /travel pressure	340/345 bar
Power Boost	370 bar
Swing circuit pressure	390 bar
Pilot pump	45 bar
Boom cylinder mono	105 x 1041 mm
Boom cylinder 2-piece boom	105 x 1023 mm
Arm cylinder	105 x 1176 mm
Bucket cylinder	100 x 870 mm
Positioning cylinder	150 x 762 mm

Control and monitoring system (Pump Control System IV).

Electrohydraulic servo-control.

Three-pump hydraulics with two main pumps and separate swing pump. Monitoring of engine and pumps by power limit control.

7 selectable power stages for digging and lifting.

Levelling mode for smooth operation.

Automatic power increase in the drive mode.



SWING DRIVE

Swing speed	9.5 rpm
Swing torque (SAE J1371)	38 kNm

The swing function is operated by a hydraulic closed circuit coupled with a mechanical reducer integrating an automatic static brake. The hydro-static swing brake is adjustable in 3 settings.



TRANSMISSION

Field travel speed	8 km/h
Road travel speed	20 km/h
Higher road travel speed (optional)	30 km/h
Maximum drawbar pull (field)	91 kN

Robust, laser-welded frame in box-section design.

Patented multi-disc brake for smooth working.

Multi-disc gearbox shiftable under load.

Spacious tool box under the steps (right-hand side).



CAB AND CONTROLS

Sound absorbing cab in soft design.

Tinted safety glass all around, insertable front window.

Sunshade, roof window, transparent rain shield.

LC display with integrated diagnosis function.

Incline adjustable steering column.

Ergonomic design of armrests and foot pedals, armrest is height adjustable. Operator's seat individually adjustable in height and inclination.

Pre-installation for radio and loudspeaker.



BRAKE SYSTEM

Service brakes: oil bath disc type acting on all four wheels.

Work brake: acts on service brakes and locks front axle oscillation.

Parking brake: spring type mechanical acting on the transmission.

Emergency brake: double braking circuit and automatic parking brake actuation with the engine shut down.



STEERING

Type.....ORBITROL with safety valve

Pump.....gear type

Steering cylinder.....one, double effect

Turning circle diameter (with 10.00-20 twin tyres).....16.0 m



TYRES

Twin tyres.....10.00-20
315/80-22.5

Single tyres.....600/40-22.5

Tyre availability can be limited by local homologation.



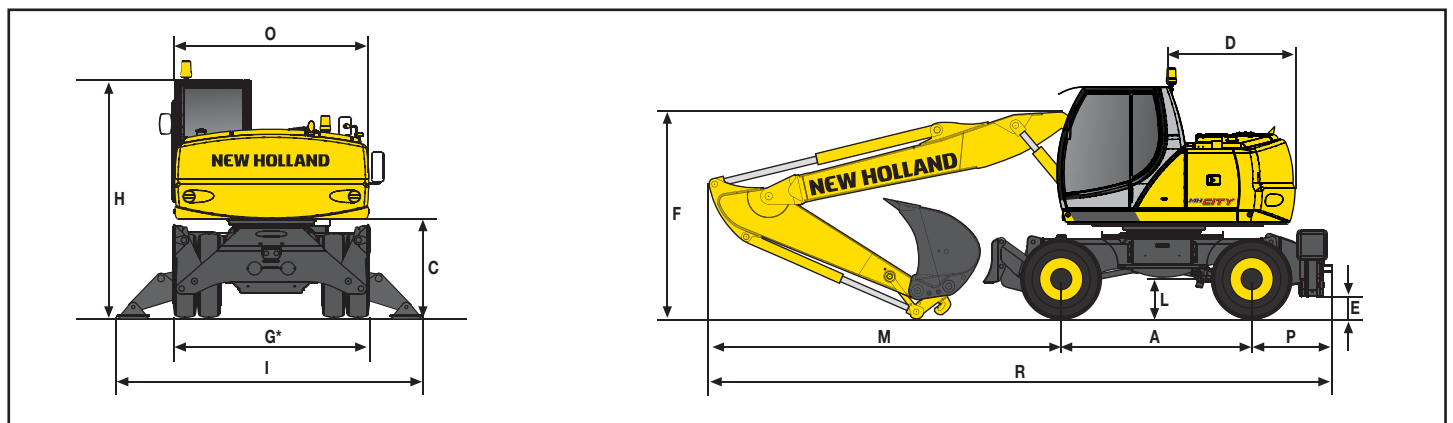
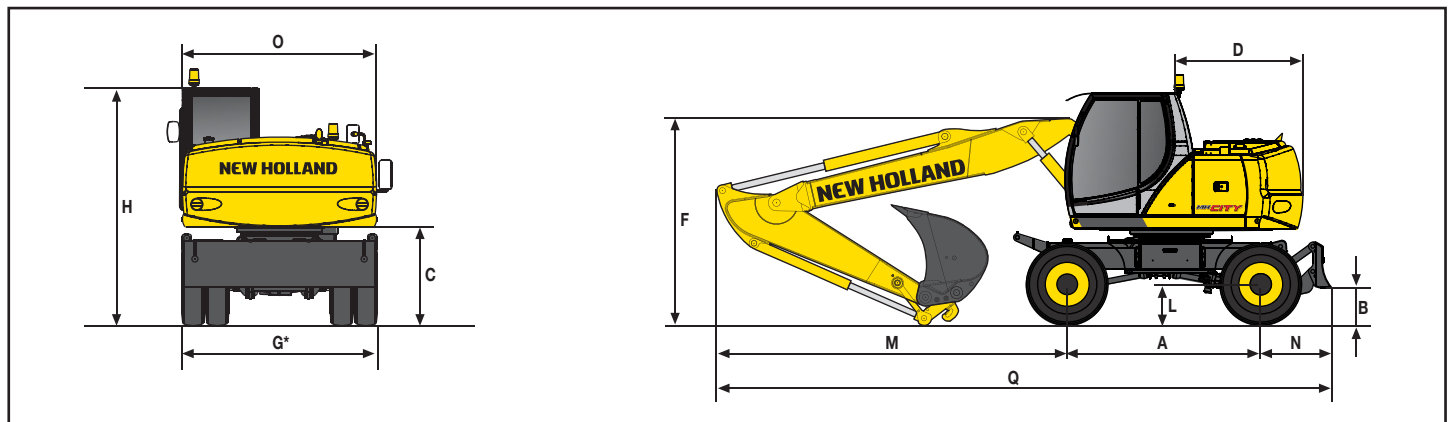
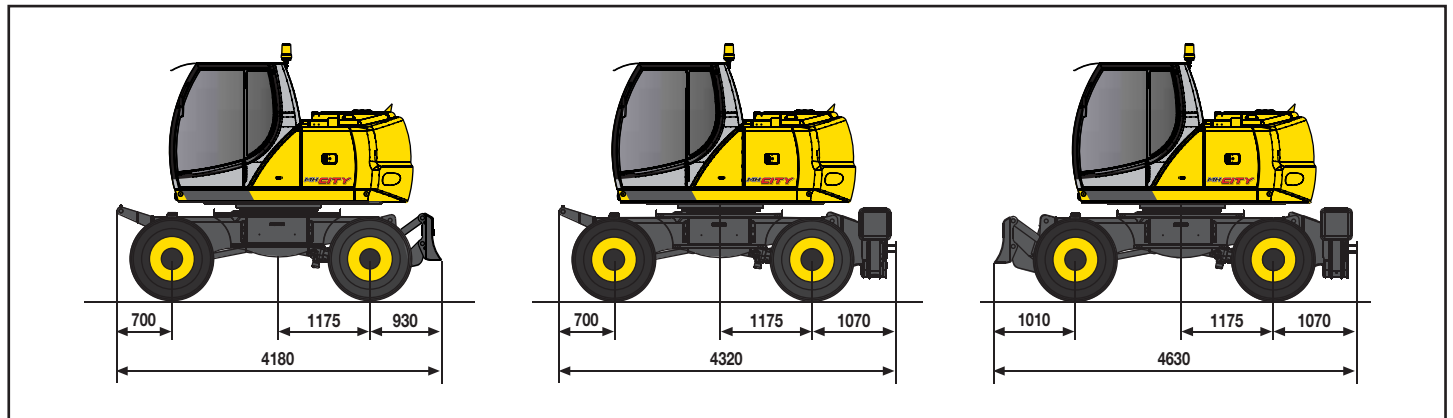
CAPACITIES

	Litres
Engine oil	13
Cooling system	26
Fuel tank	210
Hydraulic tank	110

TRIPLE ARTICULATION

DIMENSIONS (mm) - OPERATING WEIGHTS

Equipped with twin tyres 10.00 - 20



DIPPERSTICK	A	B	C	D	E	F	G*	H	I	L	M	N	O	P	Q	R
2000 ⁽¹⁾	2550	430	1220	1750	300	2840	2520	3010	3900	345	4555	930	2540	1070	8035	8175
2300 ⁽¹⁾	2550	430	1220	1750	300	2890	2520	3010	3900	345	4560	930	2540	1070	8040	8180
2600	2550	430	1220	1750	300	3070	2520	3010	3900	345	4465	930	2540	1070	7945	8085

⁽¹⁾ Dipperstick approved for unescorted road travel

G = max width of tyres

O = max machine width

* With twin tyres 315/80-22.5:2535 mm

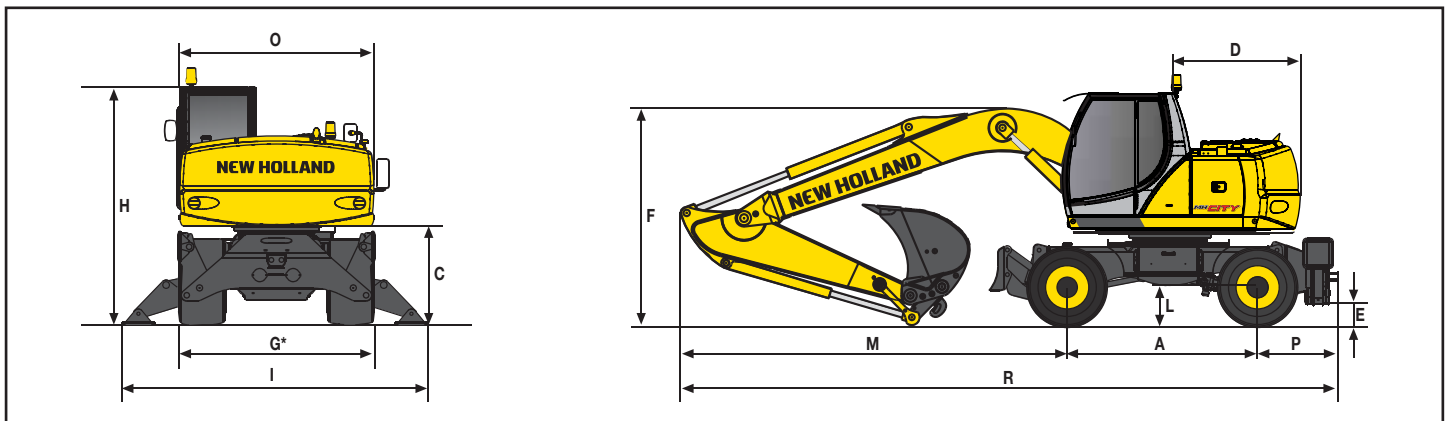
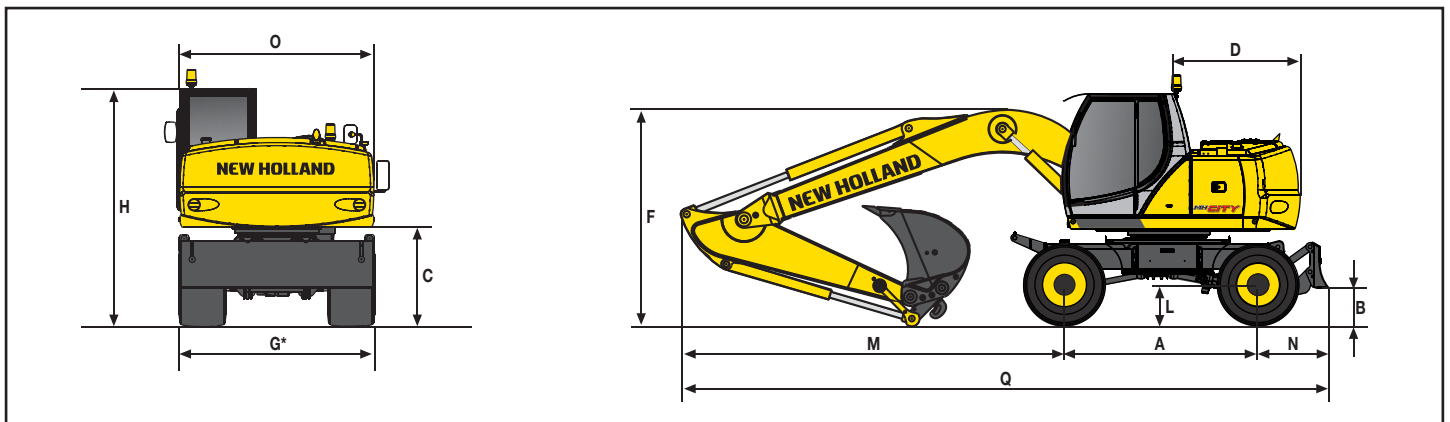
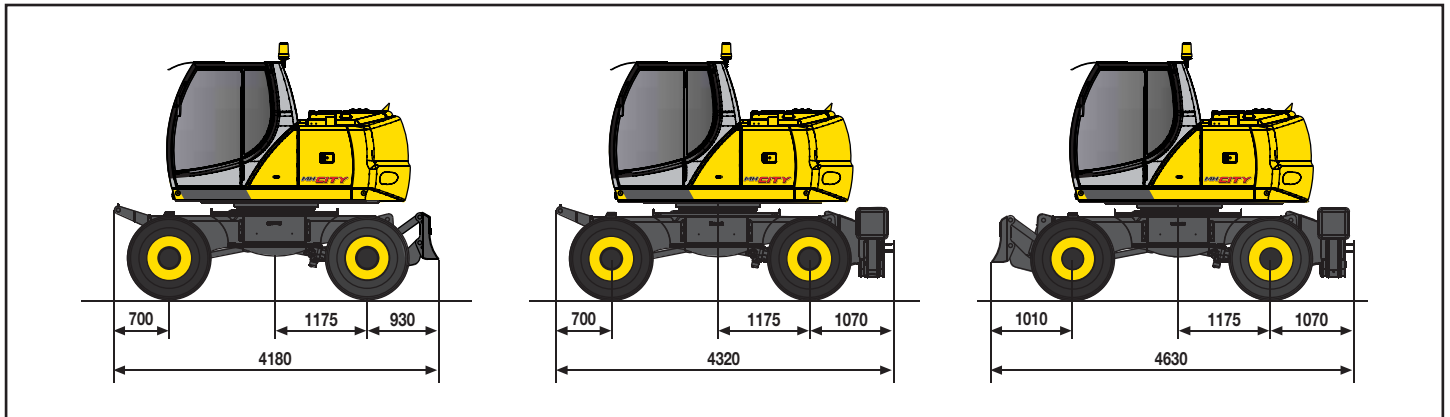
* With single tyres 600/40-22.5:2490 mm

DIPPERSTICK (mm)	REAR BLADE (kg)	REAR STABILISERS (kg)	FRONT BLADE AND REAR STABILISERS (kg)
2000	14795	14765	15235
2300	14845	14815	15285
2600	14895	14865	15335

ONE PIECE BOOM

DIMENSIONS (mm) - OPERATING WEIGHTS

Equipped with single tyres 600/40 - 22.5



DIPPERSTICK	A	B	C	D	E	F	G*	H	I	L	M	N	O	P	Q	R
2000	2550	480	1220	1750	300	2925	2490	3010	3900	340	4450	930	2540	1070	7930	8070
2300	2550	480	1220	1750	300	3190	2490	3010	3900	340	4480	930	2540	1070	7960	8100
2600	2550	480	1220	1750	300	3335	2490	3010	3900	340	4440	930	2540	1070	7920	8060

G = max width of tyres

O = max machine width

* With twin tyres 10.00-20:2520 mm

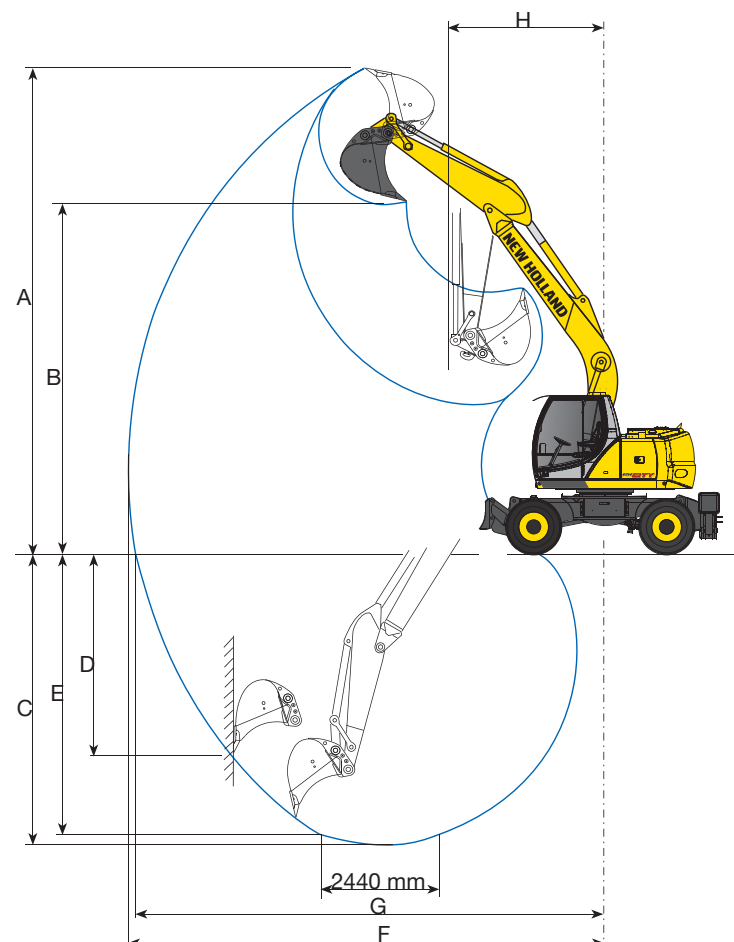
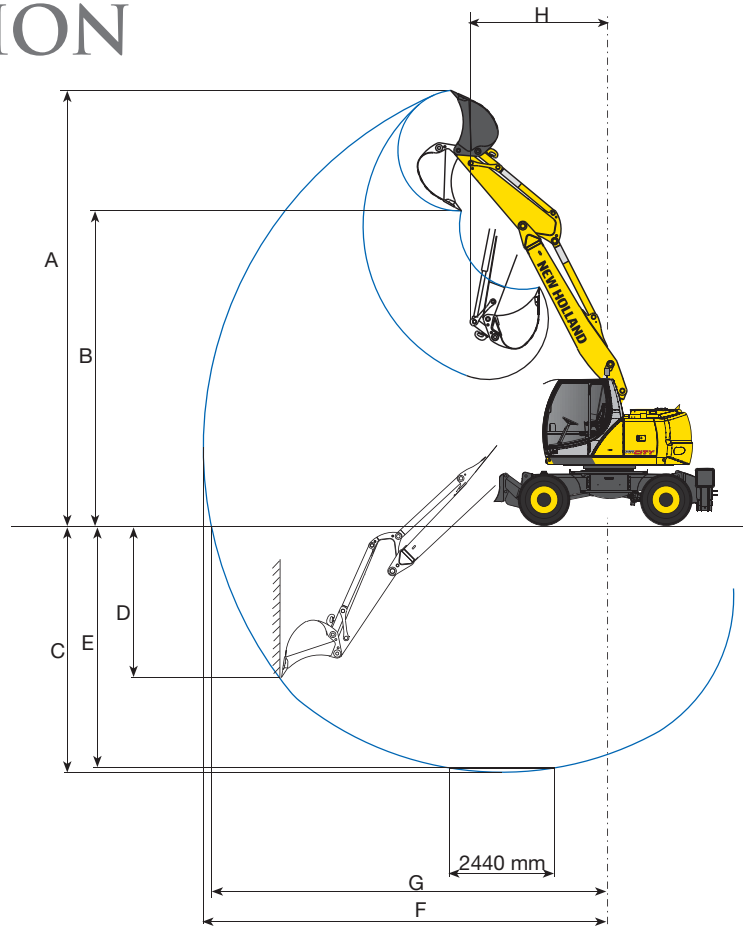
* With twin tyres 315/80-22.5:2535 mm

DIPPERSTICK (mm)	REAR BLADE (kg)	REAR STABILISERS (kg)	FRONT BLADE AND REAR STABILISERS (kg)
2000	14300	14270	14740
2300	14350	14320	14790
2600	14400	14370	14840

TRIPLE ARTICULATION

DIGGING PERFORMANCES

DIPPERSTICK	mm	2000	2300	2600
A	mm	9235	9335	9565
B	mm	6795	6895	7125
C	mm	4775	5055	5360
D	mm	3096	3510	3780
E	mm	4655	4940	5240
F	mm	8330	8555	8840
G	mm	8120	8355	8645
H	mm	2650	2570	2650
Bucket breakout force (370 bar)	kN	96.2	96.2	96.2
Dipperstick breakout force (370 bar)	kN	67.3	61.6	56.8



ONE PIECE BOOM

DIGGING PERFORMANCES

DIPPERSTICK	mm	2000	2300	2600
A	mm	8370	8330	8490
B	mm	6000	6010	6155
C	mm	4815	5115	5415
D	mm	3125	3035	3300
E	mm	4550	4845	5170
F	mm	8195	8400	8680
G	mm	7985	8195	8480
H	mm	2950	2960	2965
Bucket breakout force (370 bar)	kN	96.2	96.2	96.2
Dipperstick breakout force (370 bar)	kN	67.3	61.6	56.8

MHCITY

TRIPLE ARTICULATION - LIFTING CAPACITIES

REAR BLADE

Bucket (CECE): 0.45 m³ - 450 kg
VALUES ARE EXPRESSED IN TONNES

DIPPERSTICK 2000 mm

BLADE UP

HEIGHT	REACH											
	3.0 m		4.5 m		6.0 m		7.5 m		AT MAX. REACH			
	Front	Side	Front	Side	Front	Side	Front	Side	Front	Side	REACH	
+7.5 m										1.9*	1.9*	4.4
+6.0 m			3.2*	3.2*						1.6*	1.6*	6.0
+4.5 m			4.0*	3.3	3.1*	1.9				1.5*	1.4	6.9
+3.0 m	8.8*	5.9	5.0	3.2	3.2	1.9				1.5*	1.2	7.3
+1.5 m	9.3*	5.7	4.9	3.1	3.1	1.8				1.7*	1.1	7.4
0.0 m	9.6	5.5	5.0	2.9	2.9	1.7				2.0*	1.1	7.2
-1.5 m	9.7	5.1	4.7	2.6	2.8	1.5				2.4	1.3	6.6
-3.0 m	9.3	4.9	4.5	2.5						3.3	1.8	5.5
-4.5 m												

BLADE DOWN

HEIGHT	REACH											
	3.0 m		4.5 m		6.0 m		7.5 m		AT MAX. REACH			
	Front	Side	Front	Side	Front	Side	Front	Side	Front	Side	REACH	
+7.5 m										1.9*	1.9*	4.4
+6.0 m			3.2*	3.2*						1.6*	1.6*	6.0
+4.5 m			4.0*	3.7	3.1*	2.3				1.5*	1.5*	6.9
+3.0 m	8.8*	6.7	5.3*	3.6	4.0*	2.2				1.5*	1.4	7.3
+1.5 m	9.3*	6.6	6.4*	3.6	4.5*	2.1				1.7*	1.3	7.4
0.0 m	10.8*	6.5	6.9*	3.4	4.9*	2.0				2.0*	1.4	7.2
-1.5 m	11.7*	6.2	7.1*	3.1	4.7*	1.9				2.6*	1.6	6.6
-3.0 m	11.5*	5.9	6.2*	2.9						3.6*	2.1	5.5
-4.5 m												

DIPPERSTICK 2000 mm

BLADE UP

HEIGHT	REACH											
	3.0 m		4.5 m		6.0 m		7.5 m		AT MAX. REACH			
	Front	Side	Front	Side	Front	Side	Front	Side	Front	Side	REACH	
+7.5 m			2.0*	2.0*						1.5*	1.5*	4.7
+6.0 m			2.8*	2.8*	1.8*	1.8*				1.3*	1.3*	6.2
+4.5 m			3.4*	3.3	2.9*	2.0				1.2*	1.2*	7.1
+3.0 m	7.7*	5.9	5.0	3.2	3.2	2.0	1.3*	1.1		1.3*	1.1	7.5
+1.5 m	9.2*	5.6	4.9	3.1	3.1	1.9	1.8*	1.1		1.4*	1.0	7.6
0.0 m	9.5	5.6	4.9	3.0	3.0	1.7				1.7*	1.0	7.4
-1.5 m	9.7	5.1	4.7	2.7	2.8	1.5				2.2	1.2	6.8
-3.0 m	9.4	4.9	4.4	2.4						3.0	1.6	5.7
-4.5 m												

BLADE DOWN

HEIGHT	REACH											
	3.0 m		4.5 m		6.0 m		7.5 m		AT MAX. REACH			
	Front	Side	Front	Side	Front	Side	Front	Side	Front	Side	REACH	
+7.5 m			2.0*	2.0*						1.5*	1.5*	4.7
+6.0 m			2.8*	2.8*	1.8*	1.8*				1.3*	1.3*	6.2
+4.5 m			3.4*	3.4*	2.9*	2.3				1.2*	1.2*	7.1
+3.0 m	7.7*	6.7	5.0*	3.6	3.8*	2.3	1.3*	1.3*		1.3*	1.3*	7.5
+1.5 m	9.2*	6.6	6.2*	3.5	4.4*	2.2	1.8*	1.3		1.4*	1.3	7.6
0.0 m	10.5*	6.6	6.8*	3.5	4.8*	2.0				1.7*	1.3	7.4
-1.5 m	11.6*	6.2	7.0*	3.1	4.8*	1.8				2.3*	1.4	6.8
-3.0 m	11.9*	5.9	6.6*	2.9						3.7*	1.9	5.7
-4.5 m												

DIPPERSTICK 2600 mm

BLADE UP

HEIGHT	REACH											
	3.0 m		4.5 m		6.0 m		7.5 m		AT MAX. REACH			
	Front	Side	Front	Side	Front	Side	Front	Side	Front	Side	REACH	
+7.5 m			2.1*	2.1*						1.3*	1.3*	5.2
+6.0 m					1.9*	1.9				1.0*	1.0*	6.6
+4.5 m			2.9*	2.9*	2.6*	2.0				1.0*	1.0*	7.4
+3.0 m	7.0*	5.9	4.6*	3.2	3.2	2.0	1.8*	1.1		1.0*	1.0	7.8
+1.5 m	9.2*	5.6	4.8	3.1	3.1	1.9	2.0	1.1		1.1*	0.9	7.9
0.0 m	9.4	5.6	4.9	3.0	3.0	1.7	1.9	1.0		1.4*	0.9	7.7
-1.5 m	9.7	5.2	4.8	2.7	2.8	1.5				1.8*	1.1	7.1
-3.0 m	9.4	4.9	4.5	2.4	2.7	1.4				2.6	1.4	6.1
-4.5 m										10.6*	7.0	2.4

BLADE DOWN

HEIGHT	REACH											
	3.0 m		4.5 m		6.0 m		7.5 m		AT MAX. REACH			
	Front	Side	Front	Side	Front	Side	Front	Side	Front	Side	REACH	
+7.5 m			2.1*	2.1*						1.3*	1.3*	5.2
+6.0 m					1.9*	1.9*				1.0*	1.0*	6.6
+4.5 m			2.9*	2.9*	2.6*	2.3				1.0*	1.0*	7.4
+3.0 m	7.0*	6.8	4.6*	3.6	3.5*	2.3	1.8*	1.4		1.0*	1.0*	7.8
+1.5 m	9.2*	6.6	5.9*	3.5	4.2*	2.2	2.3*	1.3		1.1*	1.1	7.9
0.0 m	10.2*	6.5	6.7*	3.5	4.7*	2.0	2.1*	1.2		1.4*	1.2	7.7
-1.5 m	11.5*	6.2	6.9*	3.2	4.8*	1.9				1.8*	1.3	7.1
-3.0 m	11.9*	5.9	7.0*	2.9	3.7*	1.8				2.8*	1.7	6.1
-4.5 m										10.6*	8.7	2.4

The table values refer to ISO 10567 for excavator equipped with bucket. The indicated load is no more than 87% of hydraulic system lift capacity or 75% of static tipping load. Values marked with an asterisk are limited by the hydraulic system.

TRIPLE ARTICULATION - LIFTING CAPACITIES

REAR STABILISERS

Bucket (CECE): 0.45 m³ - 450 kg
VALUES ARE EXPRESSED IN TONNES

DIPPERSTICK 2000 mm

STABILISERS UP

HEIGHT	REACH											
	3.0 m		4.5 m		6.0 m		7.5 m		AT MAX. REACH			
	Front	Side	Front	Side	Front	Side	Front	Side	Front	Side	REACH	
+7.5 m										1.9*	1.9*	4.4
+6.0 m			3.2*	3.1						1.6*	1.6*	6.0
+4.5 m			4.0*	3.1	3.1*	1.8				1.5*	1.3	6.9
+3.0 m	8.8*	5.6	5.0	3.0	3.2	1.8				1.5*	1.1	7.3
+1.5 m	9.3*	5.5	4.9	3.0	3.1	1.7				1.7*	1.0	7.4
0.0 m	9.7	5.2	5.0	2.8	3.0	1.6				2.0*	1.0	7.2
-1.5 m	9.7	4.8	4.7	2.5	2.8	1.4				2.4	1.2	6.6
-3.0 m	9.4	4.6	4.5	2.3						3.3	1.7	5.5
-4.5 m												

STABILISERS DOWN

HEIGHT	REACH											
	3.0 m		4.5 m		6.0 m		7.5 m		AT MAX. REACH			
	Front	Side	Front	Side	Front	Side	Front	Side	Front	Side	REACH	
+7.5 m										1.9*	1.9*	4.4
+6.0 m			3.2*	3.2*						1.6*	1.6*	6.0
+4.5 m			4.0*	4.0*	3.1*	2.6				1.5*	1.5*	6.9
+3.0 m	8.8*	7.9	5.3*	4.1	4.0*	2.6				1.5*	1.5*	7.3
+1.5 m	9.3*	7.7	6.4*	4.1	4.5	2.5				1.7*	1.6	7.4
0.0 m	10.8*	7.8*	6.9*	4.0	4.6	2.3				2.0*	1.6	7.2
-1.5 m	11.7*	7.5	7.1*	3.7	4.4	2.2				2.6*	1.9	6.6
-3.0 m	11.5*	7.2	6.2*	3.5						3.6*	2.5	5.5
-4.5 m												

DIPPERSTICK 2300 mm

STABILISERS UP

HEIGHT	REACH											
	3.0 m		4.5 m		6.0 m		7.5 m		AT MAX. REACH			
	Front	Side	Front	Side	Front	Side	Front	Side	Front	Side	REACH	
+7.5 m			2.0*	2.0*						1.5*	1.5*	4.7
+6.0 m			2.8*	2.8*	1.8*	1.8				1.3*	1.3*	6.2
+4.5 m			3.4*	3.1	2.9*	1.9				1.2*	1.2	7.1
+3.0 m	7.7*	5.6	5.0	3.0	3.2	1.8	1.3*	1.0		1.3*	1.0	7.5
+1.5 m	9.2*	5.4	4.9	2.9	3.1	1.7	1.8*	1.0		1.4*	0.9	7.6
0.0 m	9.5	5.3	4.9	2.8	3.0	1.6				1.7*	0.9	7.4
-1.5 m	9.7	4.9	4.7	2.5	2.8	1.4				2.3	1.1	6.8
-3.0 m	9.4	4.6	4.5	2.3						3.0	1.5	5.7
-4.5 m												

STABILISERS DOWN

HEIGHT	REACH											
	3.0 m		4.5 m		6.0 m		7.5 m		AT MAX. REACH			
	Front	Side	Front	Side	Front	Side	Front	Side	Front	Side	REACH	
+7.5 m			2.0*	2.0*						1.5*	1.5*	4.7
+6.0 m			2.8*	2.8*	1.8*	1.8*				1.3*	1.3*	6.2
+4.5 m			3.4*	3.4*	2.9*	2.6				1.2*	1.2*	7.1
+3.0 m	7.7*	7.7*	5.0*	4.1	3.8*	2.6	1.3*	1.3*		1.3*	1.3*	7.5
+1.5 m	9.2*	7.7	6.2*	4.0	4.4*	2.5	1.8*	1.5		1.4*	1.4*	7.6
0.0 m	10.5*	7.8	6.8*	4.0	4.6	2.4				1.7*	1.5	7.4
-1.5 m	11.6*	7.5	7.0*	3.7	4.4	2.2				2.3*	1.7	6.8
-3.0 m	11.9*	7.2	6.6*	3.5						3.7*	2.3	5.7
-4.5 m												

DIPPERSTICK 2600 mm

STABILISERS UP

HEIGHT	REACH											
	3.0 m		4.5 m		6.0 m		7.5 m		AT MAX. REACH			
	Front	Side	Front	Side	Front	Side	Front	Side	Front	Side	REACH	
+7.5 m			2.1*	2.1*						1.3*	1.3*	5.2
+6.0 m					1.9*	1.8				1.0*	1.0*	6.6
+4.5 m			2.9*	2.9*	2.6*	1.9				1.0*	1.0*	7.4
+3.0 m	7.0*	5.7	4.6*	3.0	3.2	1.9	1.8*	1.0		1.0*	0.9	7.8
+1.5 m	9.2*	5.4	4.9	2.9	3.1	1.8	2.0	1.0		1.1*	0.8	7.9
0.0 m	9.4	5.4	4.9	2.8	3.0	1.6	1.9	0.9		1.4*	0.9	7.7
-1.5 m	9.8	4.9	4.8	2.6	2.8	1.4				1.8*	1.0	7.1
-3.0 m	9.4	4.6	4.5	2.3	2.7	1.3				2.6	1.3	6.1
-4.5 m												

STABILISERS DOWN

HEIGHT	REACH											
	3.0 m		4.5 m		6.0 m		7.5 m		AT MAX. REACH			
	Front	Side	Front	Side	Front	Side	Front	Side	Front	Side	REACH	
+7.5 m			2.1*	2.1*						1.3*	1.3*	5.2
+6.0 m					1.9*	1.9*				1.0*	1.0*	6.6
+4.5 m			2.9*	2.9*	2.6*	2.6				1.0*	1.0*	7.4
+3.0 m	7.0*	7.0*	4.6*	4.1	3.5*	2.6	1.8*	1.6		1.0*	1.0*	7.8
+1.5 m	9.2*	7.6	5.9*	4.0	4.2*	2.5	2.3*	1.5		1.1*	1.1*	7.9
0.0 m	10.2*	7.7	6.7*	4.0	4.5	2.4	2.1*	1.5		1.4*	1.4*	7.7
-1.5 m	11.5*	7.5	6.9*	3.8	4.4	2.2				1.8*	1.6	7.1
-3.0 m	11.9*	7.2	7.0*	3.5	3.7*	2.1				2.8*	2.0	6.1
-4.5 m												

The table values refer to ISO 10567 for excavator equipped with bucket. The indicated load is no more than 87% of hydraulic system lift capacity or 75% of static tipping load. Values marked with an asterisk are limited by the hydraulic system.

MULTI TRIPLE ARTICULATION - LIFTING CAPACITIES

FRONT BLADE - REAR STABILISERS

Bucket (CECE): 0.45 m³ - 450 kg
VALUES ARE EXPRESSED IN TONNES

DIPPERSTICK 2000 mm

BLADE - STABILISERS UP

HEIGHT	REACH										
	3.0 m		4.5 m		6.0 m		7.5 m		AT MAX. REACH		
	Front	Side	Front	Side	Front	Side	Front	Side	Front	Side	REACH
+7.5 m									1.9*	1.9*	4.4
+6.0 m			3.2*	3.2					1.6*	1.6*	6.0
+4.5 m			4.0*	3.2	3.1	1.9			1.5*	1.4	6.9
+3.0 m	8.8*	5.7	4.9	3.1	3.1	1.9			1.5*	1.1	7.3
+1.5 m	9.3*	5.6	4.8	3.1	3.0	1.8			1.7*	1.1	7.4
0.0 m	9.5	5.4	4.9	2.9	2.9	1.6			2.0*	1.1	7.2
-1.5 m	9.5	5.0	4.6	2.6	2.8	1.5			2.4	1.3	6.6
-3.0 m	9.2	4.7	4.4	2.4					3.2	1.7	5.5
-4.5 m											

BLADE - STABILISERS DOWN

HEIGHT	REACH										
	3.0 m		4.5 m		6.0 m		7.5 m		AT MAX. REACH		
	Front	Side	Front	Side	Front	Side	Front	Side	Front	Side	REACH
+7.5 m									1.9*	1.9*	4.4
+6.0 m			3.2*	3.2*					1.6*	1.6*	6.0
+4.5 m			4.0*	4.0*	3.1*	3.1*			1.5*	1.5*	6.9
+3.0 m	8.8*	8.8*	5.3*	5.3*	4.0*	3.5			1.5*	1.5*	7.3
+1.5 m	9.3*	9.3*	6.4*	5.4	4.5*	3.4			1.7*	1.7*	7.4
0.0 m	10.8*	10.8*	6.9*	5.5	4.9*	3.3			2.0*	2.0*	7.2
-1.5 m	11.7*	11.2	7.1*	5.3	4.7*	3.2			2.6*	2.6*	6.6
-3.0 m	11.5*	11.0	6.2*	5.0					3.6*	3.6	5.5
-4.5 m											

DIPPERSTICK 2300 mm

BLADE - STABILISERS UP

HEIGHT	REACH										
	3.0 m		4.5 m		6.0 m		7.5 m		AT MAX. REACH		
	Front	Side	Front	Side	Front	Side	Front	Side	Front	Side	REACH
+7.5 m			2.0*	2.0*					1.5*	1.5*	4.7
+6.0 m			2.8*	2.8*	1.8*	1.8*			1.3*	1.3*	6.2
+4.5 m			3.4*	3.2	2.9*	1.9			1.2*	1.2*	7.1
+3.0 m	7.7*	5.7	4.9	3.1	3.1	1.9	1.3*	1.1	1.3*	1.1	7.5
+1.5 m	9.2*	5.6*	4.8	3.0	3.1	1.8	1.8*	1.0	1.4*	1.0	7.6
0.0 m	9.4	5.4	4.9	2.9	2.9	1.6			1.7*	1.0	7.4
-1.5 m	9.6	5.0	4.6	2.6	2.7	1.5			2.2	1.1	6.8
-3.0 m	9.2	4.7	4.4	2.4					2.9	1.6	5.7
-4.5 m											

BLADE - STABILISERS DOWN

HEIGHT	REACH										
	3.0 m		4.5 m		6.0 m		7.5 m		AT MAX. REACH		
	Front	Side	Front	Side	Front	Side	Front	Side	Front	Side	REACH
+7.5 m			2.0*	2.0*					1.5*	1.5*	4.7
+6.0 m			2.8*	2.8*	1.8*	1.8*			1.3*	1.3*	6.2
+4.5 m			3.4*	3.4*	2.9*	2.9*			1.2*	1.2*	7.1
+3.0 m	7.7*	7.7*	5.0*	5.0*	3.8*	3.5	1.3*	1.3*	1.3*	1.3*	7.5
+1.5 m	9.2*	9.2*	6.2*	5.4	4.4*	3.4	1.8*	1.8*	1.4*	1.4*	7.6
0.0 m	10.5*	10.5*	6.8*	5.4	4.8*	3.3			1.7*	1.7*	7.4
-1.5 m	11.6*	11.0	7.0*	5.3	4.8*	3.1			2.3*	2.3*	6.8
-3.0 m	11.9*	11.0	6.6*	5.0					3.7*	3.3	5.7
-4.5 m											

DIPPERSTICK 2600 mm

BLADE - STABILISERS UP

HEIGHT	REACH										
	3.0 m		4.5 m		6.0 m		7.5 m		AT MAX. REACH		
	Front	Side	Front	Side	Front	Side	Front	Side	Front	Side	REACH
+7.5 m			2.1*	2.1*					1.3*	1.3*	5.2
+6.0 m					1.9*	1.9			1.0*	1.0*	6.6
+4.5 m			2.9*	2.9*	2.6*	2.0			1.0*	1.0*	7.4
+3.0 m	7.0*	5.8*	4.6*	3.1	3.1	1.9	1.8*	1.1	1.0*	1.0	7.8
+1.5 m	9.2*	5.6	4.8	3.0	3.1	1.8	1.9	1.0	1.1*	0.9	7.9
0.0 m	9.3	5.5	4.8	2.9	2.9	1.7	1.9	1.0	1.4*	0.9	7.7
-1.5 m	9.6	5.0	4.7	2.7	2.8	1.5			1.8*	1.0	7.1
-3.0 m	9.2	4.8	4.4	2.4	2.7	1.4			2.6	1.4	6.1
-4.5 m											

BLADE - STABILISERS DOWN

HEIGHT	REACH										
	3.0 m		4.5 m		6.0 m		7.5 m		AT MAX. REACH		
	Front	Side	Front	Side	Front	Side	Front	Side	Front	Side	REACH
+7.5 m			2.1*	2.1*					1.3*	1.3*	5.2
+6.0 m					1.9*	1.9*			1.0*	1.0*	6.6
+4.5 m			2.9*	2.9*	2.6*	2.6*			1.0*	1.0*	7.4
+3.0 m	7.0*	7.0*	4.6*	4.6*	3.5*	3.4	1.8*	1.8*	1.0*	1.0*	7.8
+1.5 m	9.2*	9.2*	5.9*	5.3	4.2*	3.4	2.3*	2.2	1.1*	1.1*	7.9
0.0 m	10.2*	10.2*	6.7*	5.3	4.7*	3.3	2.1*	2.1*	1.4*	1.4*	7.7
-1.5 m	11.5*	10.9	6.9*	5.4	4.8*	3.1			1.8*	1.8*	7.1
-3.0 m	11.9*	11.0	7.0*	5.0	3.7*	3.0			2.8*	2.8*	6.1
-4.5 m											

The table values refer to ISO 10567 for excavator equipped with bucket. The indicated load is no more than 87% of hydraulic system lift capacity or 75% of static tipping load. Values marked with an asterisk are limited by the hydraulic system.

ONE PIECE BOOM - LIFTING CAPACITIES

REAR BLADE

Bucket (CECE): 0.45 m³ - 450 kg
VALUES ARE EXPRESSED IN TONNES

DIPPERSTICK 2000 mm

BLADE UP

HEIGHT	REACH											
	3.0 m		4.5 m		6.0 m		7.5 m		AT MAX. REACH			
	Front	Side	Front	Side	Front	Side	Front	Side	Front	Side	REACH	
+7.5 m												
+6.0 m									1.4*	1.4*	5.8	
+4.5 m			4.0*	3.1	3.0*	1.9			1.3*	1.3*	6.7	
+3.0 m	8.4*	5.4	4.9	2.9	3.0	1.8			1.4*	1.3	7.1	
+1.5 m	4.0*	4.0*	4.6	2.6	2.9	1.7			1.6*	1.2	7.2	
0.0 m	5.5*	4.5	4.4	2.4	2.8	1.6			1.9*	1.2	7.0	
-1.5 m	8.8	4.5	4.3	2.4	2.8	1.5			2.6	1.4	6.4	
-3.0 m	8.5*	4.6	4.4	2.5					3.5	2.0	5.2	
-4.5 m												

BLADE DOWN

HEIGHT	REACH												
	3.0 m		4.5 m		6.0 m		7.5 m		AT MAX. REACH				
	Front	Side	Front	Side	Front	Side	Front	Side	Front	Side	REACH		
+7.5 m													
+6.0 m											1.4*	1.4*	5.8
+4.5 m			4.0*	3.6	3.0*	2.2			1.3*	1.3*	6.7		
+3.0 m	8.4*	6.4	5.2*	3.4	4.1*	2.1			1.4*	1.4*	7.1		
+1.5 m	4.0*	4.0*	6.4*	3.1	4.6*	2.0			1.6*	1.4	7.2		
0.0 m	5.5*	5.4	7.0*	2.9	4.5*	1.9			1.9*	1.5	7.0		
-1.5 m	8.8*	5.5	6.8*	2.8	4.8*	1.8			2.7*	1.7	6.4		
-3.0 m	8.5*	5.6	5.6*	2.9					4.5*	2.3	5.2		
-4.5 m													

DIPPERSTICK 2300 mm

BLADE UP

HEIGHT	REACH											
	3.0 m		4.5 m		6.0 m		7.5 m		AT MAX. REACH			
	Front	Side	Front	Side	Front	Side	Front	Side	Front	Side	REACH	
+7.5 m												
+6.0 m									1.1*	1.1*	6.0	
+4.5 m					2.7*	1.9			1.1*	1.1*	6.9	
+3.0 m	7.5*	5.6	4.9*	2.9	3.1	1.8			1.2*	1.2*	7.3	
+1.5 m	5.8*	4.7	4.6	2.6	2.9	1.6			1.3*	1.1	7.4	
0.0 m	6.0*	4.4	4.4	2.4	2.8	1.5			1.7*	1.1	7.2	
-1.5 m	8.4*	4.4	4.3	2.3	2.8	1.5			2.4*	1.3	6.6	
-3.0 m	8.9	4.5	4.4	2.4					3.2	1.8	5.5	
-4.5 m												

BLADE DOWN

HEIGHT	REACH												
	3.0 m		4.5 m		6.0 m		7.5 m		AT MAX. REACH				
	Front	Side	Front	Side	Front	Side	Front	Side	Front	Side	REACH		
+7.5 m													
+6.0 m											1.1*	1.1*	6.0
+4.5 m					2.7*	2.2			1.1*	1.1*	6.9		
+3.0 m	7.5*	6.6	4.9*	3.4	3.9*	2.1			1.2*	1.2*	7.3		
+1.5 m	5.8*	5.7	6.2*	3.1	4.5*	2.0			1.3*	1.3*	7.4		
0.0 m	6.0*	5.4	6.9*	2.9	4.9*	1.9			1.7*	1.4	7.2		
-1.5 m	8.4*	5.4	6.9*	2.8	4.8*	1.8			2.4*	1.6	6.6		
-3.0 m	9.0*	5.5	5.9*	2.9					4.5*	2.1	5.5		
-4.5 m													

DIPPERSTICK 2600 mm

BLADE UP

HEIGHT	REACH											
	3.0 m		4.5 m		6.0 m		7.5 m		AT MAX. REACH			
	Front	Side	Front	Side	Front	Side	Front	Side	Front	Side	REACH	
+7.5 m												
+6.0 m					1.5*	1.5*			0.9*	0.9*	6.4	
+4.5 m					2.5*	1.9			0.9*	0.9*	7.2	
+3.0 m	6.6*	5.7	4.5*	2.9	3.1	1.8	1.2*	1.1	0.9*	0.9*	7.6	
+1.5 m	7.2*	4.8	4.6	2.6	2.9	1.6	1.7*	1.1	1.1*	1.0	7.7	
0.0 m	6.0*	4.4	4.4	2.4	2.8	1.5			1.3*	1.0	7.5	
-1.5 m	7.9*	4.4	4.3	2.3	2.7	1.5			1.9*	1.2	6.9	
-3.0 m	8.8	4.5	4.3	2.3					2.8	1.6	5.9	
-4.5 m	6.1*	4.7							4.4*	3.0	4.0	

BLADE DOWN

HEIGHT	REACH											
	3.0 m		4.5 m		6.0 m		7.5 m		AT MAX. REACH			
	Front	Side	Front	Side	Front	Side	Front	Side	Front	Side	REACH	
+7.5 m												
+6.0 m					1.5*	1.5*			0.9*	0.9*	6.4	
+4.5 m					2.5*	2.2			0.9*	0.9*	7.2	
+3.0 m	6.6*	6.6*	4.5*	3.4	3.5*	2.1	1.2*	1.2*	0.9*	0.9*	7.6	
+1.5 m	7.2*	5.8	5.9*	3.1	4.3*	2.0	1.7*	1.3	1.1*	1.1*	7.7	
0.0 m	6.0*	5.4	6.8*	2.9	4.8*	1.8			1.3*	1.3	7.5	
-1.5 m	7.9*	5.3	6.9*	2.8	4.8*	1.8			1.9*	1.4	6.9	
-3.0 m	9.5*	5.4	6.2*	2.8					3.3*	1.9	5.9	
-4.5 m	6.1*	5.7							4.4*	3.6	4.0	

The table values refer to ISO 10567 for excavator equipped with bucket. The indicated load is no more than 87% of hydraulic system lift capacity or 75% of static tipping load. Values marked with an asterisk are limited by the hydraulic system.

ONE PIECE BOOM - LIFTING CAPACITIES

REAR STABILISERS

Bucket (CECE): 0.45 m³ - 450 kg
 VALUES ARE EXPRESSED IN TONNES

DIPPERSTICK 2000 mm

STABILISERS UP

HEIGHT	REACH											
	3.0 m		4.5 m		6.0 m		7.5 m		AT MAX. REACH			
	Front	Side	Front	Side	Front	Side	Front	Side	Front	Side	REACH	
+7.5 m												
+6.0 m									1.4*	1.4*	5.8	
+4.5 m			4.0*	3.0	3.0*	1.8			1.4*	1.3*	6.7	
+3.0 m	8.4*	5.1	4.9	2.7	3.1	1.7			1.4*	1.2	7.1	
+1.5 m	4.0*	4.0*	4.6	2.4	2.9	1.5			1.6*	1.1	7.2	
0.0 m	5.5*	4.2	4.4	2.3	2.8	1.4			1.9*	1.1	7.0	
-1.5 m	8.8	4.2	4.3	2.2	2.8	1.4			2.6	1.3	6.4	
-3.0 m	8.5*	4.4	4.4	2.3					3.5	1.8	5.2	
-4.5 m												

STABILISERS DOWN

HEIGHT	REACH														
	3.0 m		4.5 m		6.0 m		7.5 m		AT MAX. REACH						
	Front	Side	Front	Side	Front	Side	Front	Side	Front	Side	REACH				
+7.5 m															
+6.0 m											1.4*	1.4*	5.8		
+4.5 m									4.0*	4.0*	3.0*	2.5	1.3*	1.3*	6.7
+3.0 m	8.4*	7.7	5.2*	3.9	4.1*	2.4			4.5	2.3			1.4*	1.4*	7.1
+1.5 m	4.0*	4.0*	6.4*	3.6	4.5	2.3			1.6*	1.6*	7.2				
0.0 m	5.5*	5.5*	7.0*	3.4	4.4	2.2			1.9*	1.7	7.0				
-1.5 m	8.8*	6.7	6.8*	3.4	4.4	2.2			2.7*	2.0	6.4				
-3.0 m	8.5*	6.9	5.6*	3.5					4.5*	2.8	5.2				
-4.5 m															

DIPPERSTICK 2300 mm

STABILISERS UP

HEIGHT	REACH											
	3.0 m		4.5 m		6.0 m		7.5 m		AT MAX. REACH			
	Front	Side	Front	Side	Front	Side	Front	Side	Front	Side	REACH	
+7.5 m												
+6.0 m									1.1*	1.1*	6.0	
+4.5 m					2.7*	1.8			1.1*	1.1*	6.9	
+3.0 m	7.5*	5.3	4.9*	2.7	3.1	1.7			1.2*	1.1	7.3	
+1.5 m	5.8*	4.4	4.6	2.4	2.9	1.5			1.3*	1.0	7.4	
0.0 m	6.0*	4.1	4.4	2.2	2.8	1.4			1.7*	1.0	7.2	
-1.5 m	8.4*	4.1	4.3	2.2	2.8	1.4			2.4*	1.2	6.6	
-3.0 m	8.9	4.3	4.4	2.2					3.2	1.6	5.5	
-4.5 m												

STABILISERS DOWN

HEIGHT	REACH												
	3.0 m		4.5 m		6.0 m		7.5 m		AT MAX. REACH				
	Front	Side	Front	Side	Front	Side	Front	Side	Front	Side	REACH		
+7.5 m													
+6.0 m											1.1*	1.1*	6.0
+4.5 m					2.7*	2.6			1.1*	1.1*	6.9		
+3.0 m	7.5*	7.5*	4.9*	4.0	3.9*	2.4			1.2*	1.2*	7.3		
+1.5 m	5.8*	5.8*	6.2*	3.6	4.5	2.3			1.3*	1.3*	7.4		
0.0 m	6.0*	6.0*	6.9*	3.4	4.4	2.2			1.7*	1.6	7.2		
-1.5 m	8.4*	6.6	6.9*	3.3	4.3	2.1			2.4*	1.9	6.6		
-3.0 m	9.0*	6.8	5.9*	3.4					4.5*	2.5	5.5		
-4.5 m													

DIPPERSTICK 2600 mm

STABILISERS UP

HEIGHT	REACH											
	3.0 m		4.5 m		6.0 m		7.5 m		AT MAX. REACH			
	Front	Side	Front	Side	Front	Side	Front	Side	Front	Side	REACH	
+7.5 m												
+6.0 m					1.5*	1.5*			0.9*	0.9*	6.4	
+4.5 m					2.5*	1.8			0.9*	0.9*	7.2	
+3.0 m	6.6*	5.4	4.5*	2.8	3.1	1.7	1.2*	1.1	0.9*	0.9*	7.6	
+1.5 m	7.2*	4.5	4.6	2.5	2.9	1.5	1.7*	1.0	1.1*	0.9	7.7	
0.0 m	6.0*	4.1	4.4	2.2	2.8	1.4			1.3*	0.9	7.5	
-1.5 m	7.9*	4.1	4.3	2.1	2.7	1.4			1.9*	1.1	6.9	
-3.0 m	8.8	4.2	4.3	2.2					2.8	1.4	5.9	
-4.5 m	6.1*	4.4							4.4*	2.8	4.0	

STABILISERS DOWN

HEIGHT	REACH											
	3.0 m		4.5 m		6.0 m		7.5 m		AT MAX. REACH			
	Front	Side	Front	Side	Front	Side	Front	Side	Front	Side	REACH	
+7.5 m												
+6.0 m					1.5*	1.5*			0.9*	0.9*	6.4	
+4.5 m					2.5*	2.5*			0.9*	0.9*	7.2	
+3.0 m	6.6*	6.6*	4.5*	4.0	3.5*	2.4	1.2*	1.2*	0.9*	0.9*	7.6	
+1.5 m	7.2*	7.0	5.9*	3.6	4.3*	2.3	1.7*	1.5	1.1*	1.1*	7.7	
0.0 m	6.0*	6.0*	6.8*	3.4	4.4	2.2			1.3*	1.3*	7.5	
-1.5 m	7.9*	6.5	6.9*	3.3	4.3	2.1			1.9*	1.7	6.9	
-3.0 m	9.5*	6.7	6.2*	3.3					3.3*	2.2	5.9	
-4.5 m	6.1*	6.1*							4.4*	4.3	4.0	

The table values refer to ISO 10567 for excavator equipped with bucket. The indicated load is no more than 87% of hydraulic system lift capacity or 75% of static tipping load. Values marked with an asterisk are limited by the hydraulic system.

ONE PIECE BOOM - LIFTING CAPACITIES

FRONT BLADE - REAR STABILISERS

Bucket (CECE): 0.45 m³ - 450 kg
VALUES ARE EXPRESSED IN TONNES

DIPPERSTICK 2000 mm

BLADE - STABILISERS UP

HEIGHT	REACH											
	3.0 m		4.5 m		6.0 m		7.5 m		AT MAX. REACH			
	Front	Side	Front	Side	Front	Side	Front	Side	Front	Side	REACH	
+7.5 m												
+6.0 m									1.4*	1.4*	5.8	
+4.5 m			4.0*	3.1	3.0*	1.8			1.3*	1.3*	6.7	
+3.0 m	8.4*	5.3	4.8	2.8	3.0	1.7			1.4*	1.2	7.1	
+1.5 m	4.0*	4.0*	4.5	2.5	2.9	1.6			1.6*	1.2	7.2	
0.0 m	5.5*	4.3	4.3	2.4	2.8	1.5			1.9*	1.2	7.0	
-1.5 m	8.6	4.4	4.3	2.3	2.7	1.5			2.5	1.4	6.4	
-3.0 m	8.5*	4.5	4.3	2.4					3.4	1.9	5.2	
-4.5 m												

BLADE - STABILISERS DOWN

HEIGHT	REACH												
	3.0 m		4.5 m		6.0 m		7.5 m		AT MAX. REACH				
	Front	Side	Front	Side	Front	Side	Front	Side	Front	Side	REACH		
+7.5 m													
+6.0 m											1.4*	1.4*	5.8
+4.5 m									4.0*	4.0*	3.0*	3.0*	6.7
+3.0 m	8.4*	8.4*	5.2*	5.2*	4.1*	3.4			1.4*	1.4*	7.1		
+1.5 m	4.0*	4.0*	6.4*	5.1	4.6*	3.2			1.6*	1.6*	7.2		
0.0 m	5.5*	5.5*	7.0*	4.9	4.9*	3.1			1.9*	1.9*	7.0		
-1.5 m	8.8*	8.8*	6.8*	4.9	4.8*	3.1			2.7*	2.7*	6.4		
-3.0 m	8.5*	8.5*	5.6*	5.0					4.5*	3.9	5.2		
-4.5 m													

DIPPERSTICK 2300 mm

BLADE - STABILISERS UP

HEIGHT	REACH												
	3.0 m		4.5 m		6.0 m		7.5 m		AT MAX. REACH				
	Front	Side	Front	Side	Front	Side	Front	Side	Front	Side	REACH		
+7.5 m													
+6.0 m									1.1*	1.1*	6.0		
+4.5 m					2.7*	1.8			1.1*	1.1*	6.9		
+3.0 m	7.5*	5.4	4.9	2.8	3.0	1.7			1.2*	1.2	7.3		
+1.5 m	5.8*	4.6	4.5	2.5	2.9	1.6			1.3*	1.1	7.4		
0.0 m	6.0*	4.3	4.3	2.3	2.7	1.5			1.7*	1.1	7.2		
-1.5 m	8.4*	4.3	4.2	2.3	2.7	1.5			2.3	1.3	6.6		
-3.0 m	8.7	4.4	4.3	2.3					3.1	1.7	5.5		
-4.5 m													

BLADE - STABILISERS DOWN

HEIGHT	REACH												
	3.0 m		4.5 m		6.0 m		7.5 m		AT MAX. REACH				
	Front	Side	Front	Side	Front	Side	Front	Side	Front	Side	REACH		
+7.5 m													
+6.0 m											1.1*	1.1*	6.0
+4.5 m									2.7*	2.7*	1.1*	1.1*	6.9
+3.0 m	7.5*	7.5*	4.9*	4.9*	3.9*	3.4			1.2*	1.2*	7.3		
+1.5 m	5.8*	5.8*	6.2*	5.2	4.5*	3.2			1.3*	1.3*	7.4		
0.0 m	6.0*	6.0*	6.9*	4.9	4.9*	3.1			1.7*	1.7*	7.2		
-1.5 m	8.4*	8.4*	6.9*	4.8	4.8*	3.1			2.4*	2.4*	6.6		
-3.0 m	9.0*	9.0*	5.9*	4.9					4.5*	3.6	5.5		
-4.5 m													

DIPPERSTICK 2600 mm

BLADE - STABILISERS UP

HEIGHT	REACH												
	3.0 m		4.5 m		6.0 m		7.5 m		AT MAX. REACH				
	Front	Side	Front	Side	Front	Side	Front	Side	Front	Side	REACH		
+7.5 m													
+6.0 m					1.5*	1.5*			0.9*	0.9*	6.4		
+4.5 m					2.5*	1.9			0.9*	0.9*	7.2		
+3.0 m	6.6*	5.6	4.5*	2.9	3.0	1.7	1.2*	1.1	0.9*	0.9*	7.6		
+1.5 m	7.2*	4.7	4.5	2.6	2.9	1.6	1.7*	1.0	1.1*	1.0	7.7		
0.0 m	6.0*	4.3	4.3	2.3	2.7	1.5			1.3*	1.0	7.5		
-1.5 m	7.9*	4.2	4.2	2.2	2.7	1.4			1.9*	1.1	6.9		
-3.0 m	8.6	4.3	4.2	2.3					2.8	1.5	5.9		
-4.5 m	6.1*	4.6							4.4*	2.9	4.0		

BLADE - STABILISERS DOWN

HEIGHT	REACH												
	3.0 m		4.5 m		6.0 m		7.5 m		AT MAX. REACH				
	Front	Side	Front	Side	Front	Side	Front	Side	Front	Side	REACH		
+7.5 m													
+6.0 m					1.5*	1.5*			0.9*	0.9*	6.4		
+4.5 m					2.5*	2.5*			0.9*	0.9*	7.2		
+3.0 m	6.6*	6.6*	4.5*	4.5*	3.5*	3.4	1.2*	1.2*	0.9*	0.9*	7.6		
+1.5 m	7.2*	7.2*	5.9*	5.2	4.3*	3.2	1.7*	1.7*	1.1*	1.1*	7.7		
0.0 m	6.0*	6.0*	6.8*	4.9	4.8*	3.1			1.3*	1.3*	7.5		
-1.5 m	7.9*	7.9*	6.9*	4.8	4.8*	3.0			1.9*	1.9*	6.9		
-3.0 m	9.5*	9.5*	6.2*	4.8					3.3*	3.2	5.9		
-4.5 m	6.1*	6.1*							4.4*	4.4*	4.0		

The table values refer to ISO 10567 for excavator equipped with bucket. The indicated load is no more than 87% of hydraulic system lift capacity or 75% of static tipping load. Values marked with an asterisk are limited by the hydraulic system.

STANDARD EQUIPMENT

- 20 km/h travel speed
- 24V electrical system, with 12V socket in cab
- 7 selectable power levels
- Auto-idling system
- Automatic axle lock system
- Automatic battery main switch (coupled to ignition key)
- Automatic drive mode
- Cab mounted on viscous mounts and noise-insulated, with transparent roof, rain protection, sunblind and parallelogram type windshield wiper
- Centralised boom lubrication
- Centralised control of blade and stabilisers on left joystick
- Cold starting equipment (-25°C)
- Consoles adjustable for height and length
- Creeper speed
- Cylinder with cushioning system
- Electrohydraulic servo control
- Electronic immobiliser
- Ergonomic design of arm rest and foot pedals
- Forward/reserve shifting on joystick
- Front working lights on cab
- Incline adjustable steering column
- Latest generation low-consumption and low-exhaust CNH Tier 3A engine, in compliance with EU directive
- LCD monitor with integrated diagnosis function
- Mechanical lock/unlock brake pedal
- Mechanical or pneumatic seat
- Monoblock or 2-piece boom
- Patented disc brakes for jolt-free work
- Patented hydraulic system with two hydraulic pumps for attachment and travel, and one dedicated to swing operation
- Power limit control for management of engine and pump
- Powerboost system
- PowerShift gear box with automatic gear shifting
- Radio preparation
- Robust, modular chassis in box section design
- Safety valves on boom cylinders
- Spacious toolbox on undercarriage
- Swing bearing with long-life lubrication
- Swing brake adjustable in 3 modes
- Tinted safety glass all around, insertable windscreen
- Travel hydrostatic braking

OPTIONAL

- 30 km/h travel speed
- Additional toolbox on undercarriage
- Additional rear working lights
- Air-conditioning
- Arms, l=2000-2300-2600mm
- Automatic lubrications system
- Automatic fuel electrical pump
- Auxiliary low flow system
- Biodegradable hydraulic oil
- Buckets
- Clamshell bucket piping
- Clamshell bucket support for transportation
- Cooling box
- FOPS and Front Guard protection for cab (in compliance with Machine Directive)
- Equipment types:
 - Rear dozer blade
 - Rear stabilisers
 - Front blade and rear stabilisers
 - Guard for dozer blade cylinders
 - Guard for stabiliser cylinders
 - Hammer and shear piping
 - Hydraulic quick coupler provision
 - Radio
 - Safety load hook on bucket linkage
 - Safety valve on arm cylinder
 - Single or twin tyres

Note: standard and optional equipment may vary by country. Consult your NEW HOLLAND dealer for specific details.

BUCKETS

SAE CAPACITY	CECE HEAPED CAPACITY	WIDTH	WEIGHT
0.28 m ³	0.24 m ³	500 mm	315 kg
0.42 m ³	0.36 m ³	750 mm	415 kg
0.50 m ³	0.43 m ³	850 mm	430 kg
0.54 m ³	0.46 m ³	900 mm	450 kg
0.61 m ³	0.52 m ³	1000 mm	480 kg
0.68 m ³	0.58 m ³	1100 mm	510 kg
0.76 m ³	0.65 m ³	1200 mm	540 kg

* Please contact your dealer for additional bucket offering

AT YOUR OWN DEALERSHIP

The information contained in this brochure is intended to be a general nature only. The NEW HOLLAND KOBELCO CONSTRUCTION MACHINERY S.p.A. company may at any time and from time to time, for technical or other necessary reasons, modify any of the details or specifications of the product described in this brochure. Illustrations do not necessarily show products in standard conditions. The dimensions, weights and capacities shown herein, as well as any conversion data used, are approximate only and are subject to variations within normal manufacturing techniques.

Published by NEW HOLLAND KOBELCO CONSTRUCTION MACHINERY S.p.A.
Printed in Italy - LEADER Firenze - Cod. 73301 435GB - Printed 11/07

Printed on recycled paper
CoC-FSC 000010 CQ Mixed sources



BUILT AROUND YOU

www.newholland.com