



NEW HOLLAND

MH6.6



NET FLYWHEEL POWER	129 kW - 173 hp
MAXIMUM OPERATING WEIGHT	21 480 kg
BUCKET CAPACITY (CECE)	0.45 - 1.09 m ³

 **NEW HOLLAND**

CONSTRUCTION

BUILT AROUND YOU

MH6.6 SPECIFICATIONS



ENGINE TIER 3A

Net engine power (ISO 14396/ECE R120)	129 kW/173 hp
Rated rpm	2000 rpm
Make and model	CNH engine 667TA/MEE
Type.....	diesel, 4-stroke
Displacement.....	6.7 l
Number of cylinders	6
Bore/stroke.....	104 x 132 mm

Remote engine oil filter for easy replacement

Auto-Idling selector returns engine to minimum rpm when all controls are in neutral position

-25° C outside temperature start as standard equipment

The engine complies with 97/68/EC standards TIER 3A



ELECTRICAL SYSTEM

Voltage.....	24 V
Batteries	2 x 12 V
Battery rating (each)	100 Ah
Alternator	70 A
Starter motor.....	4 kW



HYDRAULIC SYSTEM

Primary pumps	3 variable displacement, axial piston
Total maximum flow	2 x 200 + 112 l/min
Implement / travel pressure	340/345 bar
Power Boost	370 bar
Swing circuit pressure	390 bar
Pilot pump.....	45 bar
Boom cylinder mono.....	135 x 1050
Boom cylinder 2-piece boom.....	135 x 985
Arm cylinder.....	135 x 1400
Bucket cylinder	115 x 1075
Positioning cylinder	180 x 745

Control and monitoring system (Pump Control System IV).

Electrohydraulic servo-control.

Three-pump hydraulics with two main pumps and separate swing pump.

Monitoring of engine and pumps by power limit control.

7 selectable power stages for digging and lifting.

Levelling mode for smooth operation.

Automatic power increase in the drive mode.



SWING DRIVE

Swing speed	9.5 rpm
Torque (SAE J1371)	60 kNm

The swing function is operated by a hydraulic closed circuit coupled with a mechanical reducer integrating an automatic static brake. The hydrostatic swing brake is adjustable 3 settings.



TRANSMISSION

Field travel speed.....	8 km/h
Road travel speed	20 km/h
Higher road travel speed (optional).....	30 km/h
Maximum drawbar pull (field).....	130 kN

Robust, laser-welded frame in box-section design.

Patented multi-disc brake for smooth working.

Multi-disc gearbox shiftable under load.

Spacious tool boxes under the steps (both sides).



CAB AND CONTROLS

Sound absorbing cab in soft design.

Tinted safety glass all around, push-in front window.

Sunshade, roof window, transparent rain shield.

LC display with integrated diagnosis function.

Incline adjustable steering column.

Ergonomic design of armrests and foot pedals, armrest is height adjustable. Operator's seat individually adjustable in height and inclination.

Pre-installation for radio and loudspeaker.



BRAKE SYSTEM

Service brakes: oil bath disc type acting on all four wheels.

Work brake: acts on service brakes and locks front axle oscillation.

Parking brake: spring type mechanical acting on the transmission.

Emergency brake: double braking circuit and automatic parking brake actuation with the engine shut down.



STEERING

Type

Pump.....

Steering cylinder.....

Steering diameter (with 10.00-20 twin tyres)



TYRES

Twin tyres	10.00 - 20
	11.00 - 20

Single tyres

Tyre availability can be limited by local homologation



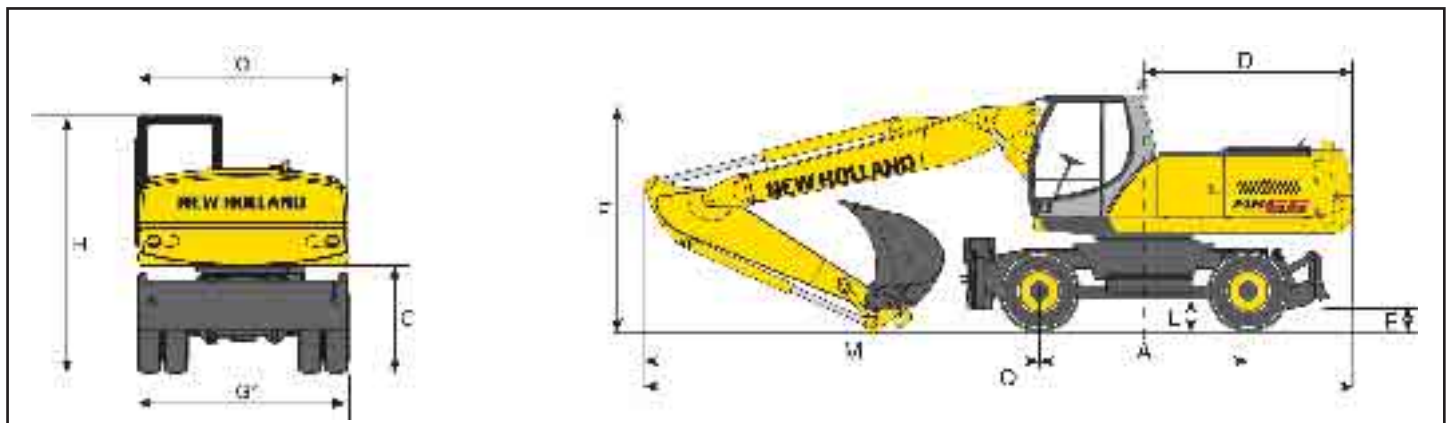
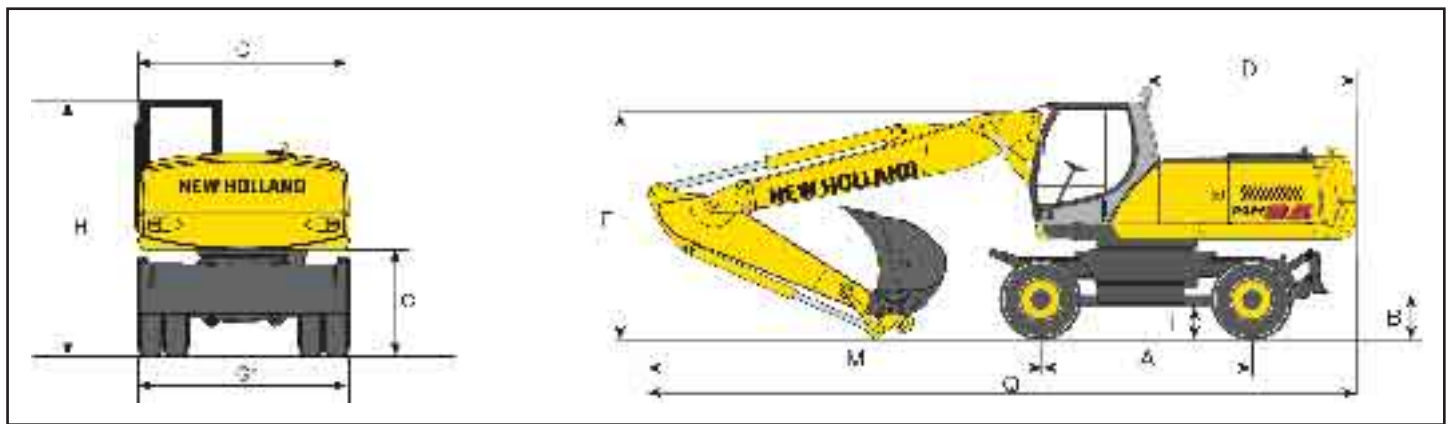
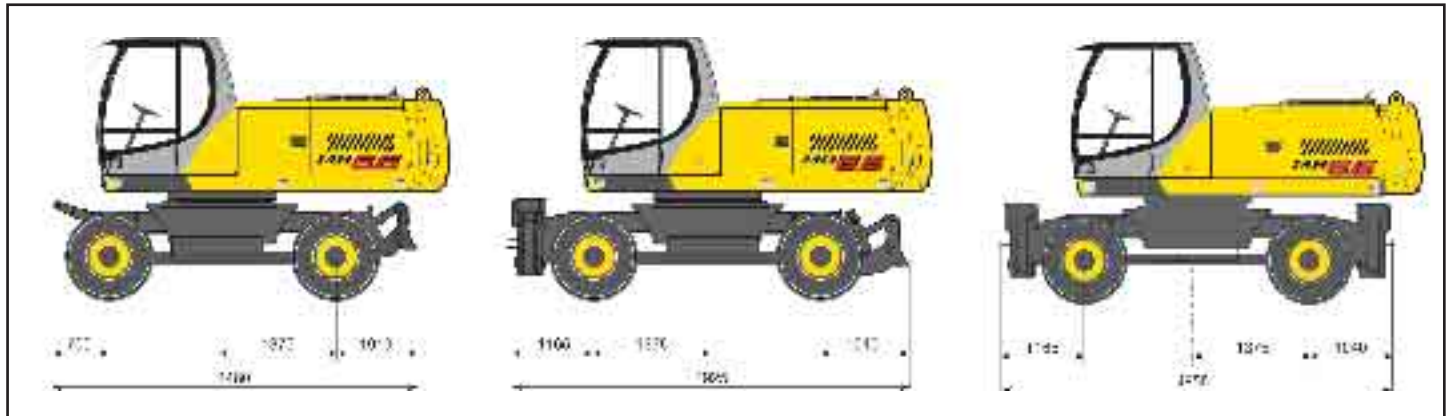
CAPACITIES

	Litres
Engine oil.....	16
Cooling system.....	30
Fuel tank	325
Hydraulic tank	160

TRIPLE ARTICULATION

DIMENSIONS (mm) - OPERATING WEIGHTS

Equipped with twin tyres 10.00-20



DIPPERSTICK	A	B	C	D	E	F	G*	H	I	L	M	O	Q
2300 ⁽¹⁾	2750	370	1270	2750	300	3160	2520	3120	3900	330	5310	2540	9435
2600	2750	370	1270	2750	300	3160	2520	3120	3900	330	5310	2540	9435
2900	2750	370	1270	2750	300	3235	2520	3120	3900	330	5280	2540	9405

⁽¹⁾ Dipperstick approved for unescorted road travel

G = max width of tyres

O = max turret width

* With twin tyres 11.00-20:2545 mm

* With single tyres 600/40-22.5:2490 mm

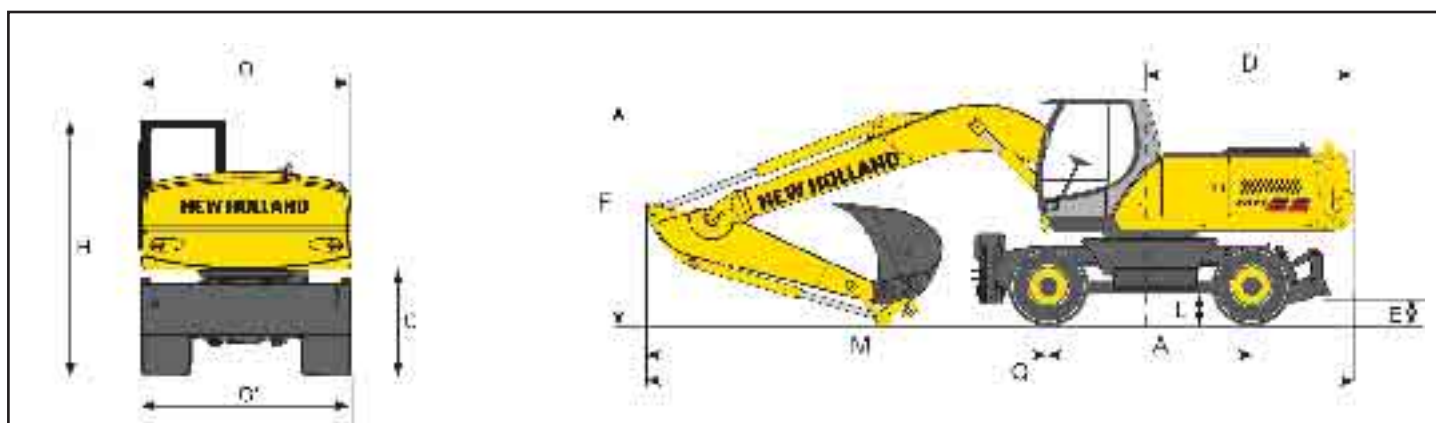
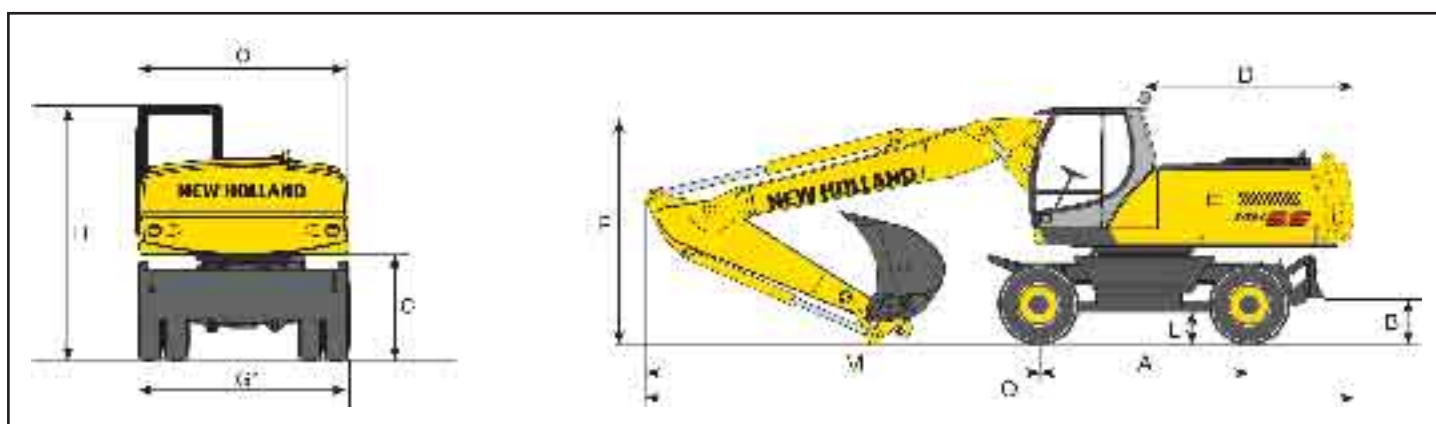
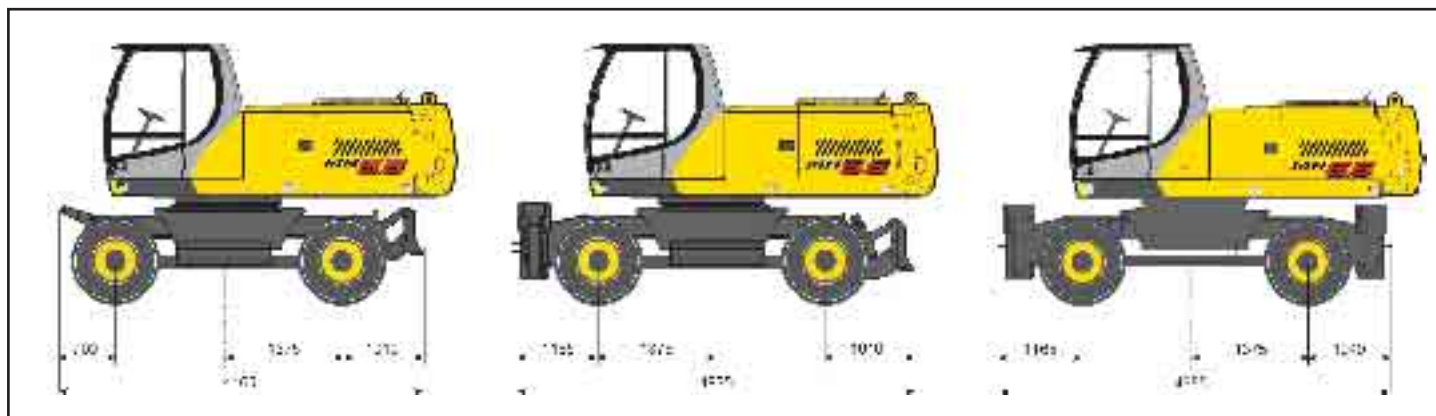
DIPPERSTICK (mm)	REAR BLADE (kg)	REAR BLADE AND FRONT STABILISERS (kg)	FRONT AND REAR STABILISERS (kg)
2300	19720	20880	21350
2600	19790	20950	21420
2900	19850	21010	21480

MH66

ONE - PIECE BOOM

DIMENSIONS (mm) - OPERATING WEIGHTS

Equipped with single tyres 600/40 - 22.5



DIPPERSTICK	A	B	C	D	E	F	G*	H	I	L	M	O	Q
2300	2750	370	1270	2750	300	3175	2490	3120	3900	330	5550	2540	9675
2600	2750	370	1270	2750	300	3155	2490	3120	3900	330	5550	2540	9675
2900	2750	370	1270	2750	300	3235	2490	3120	3900	330	5560	2540	9685

G = max width of tyres

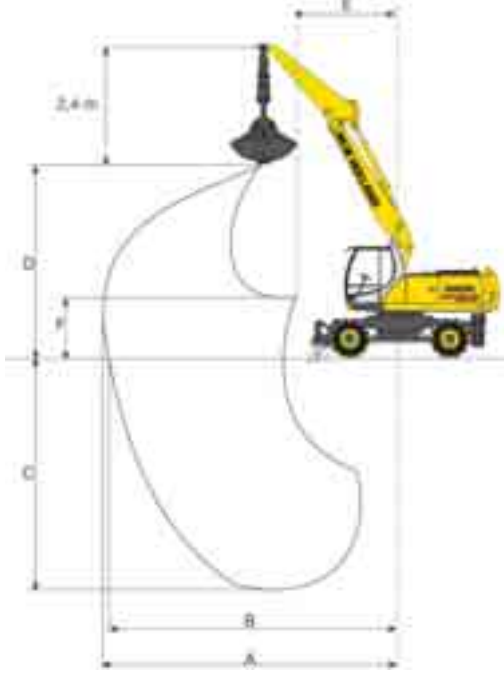
O = max turret width

* With twin tyres 10.00 - 20:2520 mm
 * With twin tyres 11.00 - 20:2545 mm

DIPPERSTICK (mm)	REAR BLADE (kg)	REAR BLADE AND FRONT STABILISERS (kg)	FRONT AND REAR STABILISERS (kg)
2300	18920	20080	20550
2600	18990	20150	20620
2900	19050	20210	20680

TRIPLE ARTICULATION

DIGGING PERFORMANCES



DIPPERSTICK	mm	2300	2600	2900
A	mm	8000	8200	8500
B	mm	7900	8200	8500
C	mm	6700	7000	7300
D	mm	6300	6400	6600
E	mm	2800	2700	2800
F	mm	2400	2100	1800



DIPPERSTICK	mm	2300	2600	2900
A	mm	10165	10240	10450
B	mm	7245	7335	7550
C	mm	5750	6030	6325
D	mm	4300	4405	4680
E	mm	5650	5930	6235
F	mm	9425	9650	9935
G	mm	9240	9470	9765
H	mm	3200	3115	3195
Bucket breakout force (370 bar)	kN	126.5	126.5	126.5
Dipperstick breakout force (370 bar)	kN	116.2	107.5	100.1

ONE - PIECE BOOM

DIGGING PERFORMANCES



DIPPERSTICK	mm	2300	2600	2900
A	mm	8100	8400	8600
B	mm	8100	8300	8600
C	mm	6600	6900	7200
D	mm	6200	6300	6400
E	mm	2900	2700	2800
F	mm	2400	2100	1800



DIPPERSTICK	mm	2300	2600	2900
A	mm	10030	10040	10220
B	mm	7145	7185	7365
C	mm	5690	5990	6290
D	mm	4475	4390	4665
E	mm	5485	5800	6115
F	mm	9610	9815	10095
G	mm	9425	9640	9920
H	mm	3285	3155	3205
Bucket breakout force (370 bar)	kN	126.5	126.5	126.5
Dipperstick breakout force (370 bar)	kN	116.2	107.5	100.1

TRIPLE ARTICULATION - LIFTING CAPACITIES

REAR BLADE

Axle width: 2.5 m

Bucket (CECE): 0.66 m³ - 634 kg
VALUES ARE EXPRESSED IN TONNES

DIPPERSTICK 2300 mm

BLADE UP

HEIGHT	REACH										
	3.0 m		4.5 m		6.0 m		7.5 m		MAX. REACH		MAX. REACH
	Front	Side	Front	Side	Front	Side	Front	Side	Front	Side	
+7.5 m									3.8*	3.1	5.9
+6.0 m					4.8	3.1			3.4*	2.1	7.1
+4.5 m			6.6*	4.8	4.7	3.0	3.1	1.8	2.8	1.6	7.8
+3.0 m	12.1*	8.4	7.1	4.6	4.6	3.0	3.1	1.8	2.5	1.3	8.2
+1.5 m	13.6	8.1	7.0	4.4	4.6	3.0	3.0	1.7	2.4	1.2	8.3
0.0 m	13.6	8.0	7.0	4.4	4.5	2.7	2.8	1.5	2.4	1.2	8.1
-1.5 m	13.9	7.5	6.9	4.1	4.1	2.4	2.7	1.4	2.6	1.4	7.6
-3.0 m	13.6	7.3	6.4	3.6	3.8	2.1			3.2	1.7	6.6
-4.5 m	13.0	6.8							7.1	3.9	4.2

BLADE DOWN

HEIGHT	REACH														
	3.0 m		4.5 m		6.0 m		7.5 m		MAX. REACH		MAX. REACH				
	Front	Side	Front	Side	Front	Side	Front	Side	Front	Side					
+7.5 m											3.8*	3.5	5.9		
+6.0 m									5.0*	3.5			3.4*	2.4	7.1
+4.5 m			6.6*	5.4	5.4*	3.4	4.4*	2.1	3.3*	1.9	7.8				
+3.0 m	12.1*	9.5	8.2*	5.1	6.1*	3.4	5.2*	2.1	3.3*	1.6	8.2				
+1.5 m	13.7*	9.2	10.2*	5.0	7.1*	3.4	5.6	2.0	3.5*	1.5	8.3				
0.0 m	16.1*	9.4	11.3*	5.0	7.8*	3.1	5.5	1.8	4.3*	1.5	8.1				
-1.5 m	18.8*	8.8	11.5*	4.7	8.1	2.7	5.3	1.7	5.2	1.6	7.6				
-3.0 m	19.5*	8.6	11.9*	4.2	7.8*	2.5			6.0*	2.1	6.6				
-4.5 m	16.4*	8.0							10.0*	4.6	4.2				

DIPPERSTICK 2600 mm

BLADE UP

HEIGHT	REACH										
	3.0 m		4.5 m		6.0 m		7.5 m		MAX. REACH		MAX. REACH
	Front	Side	Front	Side	Front	Side	Front	Side	Front	Side	
+7.5 m					3.6*	3.0			3.2*	2.8	6.2
+6.0 m					4.8	3.1			2.9*	1.9	7.3
+4.5 m			6.1*	4.8	4.7	3.0	3.2	1.8	2.7	1.5	8.0
+3.0 m	13.0*	8.5	7.2	4.5	4.6	2.9	3.1	1.8	2.4	1.3	8.4
+1.5 m	13.4	8.1	6.9	4.4	4.5	2.9	3.0	1.7	2.2	1.1	8.5
0.0 m	13.6	8.2	6.9	4.4	4.6	2.8	2.8	1.5	2.3	1.1	8.3
-1.5 m	13.9	7.5	6.9	4.1	4.1	2.4	2.6	1.4	2.5	1.2	7.8
-3.0 m	13.6	7.2	6.5	3.7	3.8	2.1			3.0	1.6	6.9
-4.5 m	12.9	6.7	6.1	3.4					5.3	2.9	4.9

BLADE DOWN

HEIGHT	REACH										
	3.0 m		4.5 m		6.0 m		7.5 m		MAX. REACH		MAX. REACH
	Front	Side	Front	Side	Front	Side	Front	Side	Front	Side	
+7.5 m					3.6*	3.4			3.2*	3.2	6.2
+6.0 m					4.8*	3.5			2.9*	2.2	7.3
+4.5 m			6.1*	5.4	5.0*	3.4	4.4*	2.1	2.9*	1.7	8.0
+3.0 m	13.0*	9.6	7.6*	5.2	5.9*	3.3	5.0*	2.1	3.0*	1.5	8.4
+1.5 m	13.8*	9.3	9.7*	5.0	6.8*	3.3	5.5*	2.0	3.3*	1.4	8.5
0.0 m	15.7*	9.3	11.1*	5.0	7.6*	3.2	5.5	1.8	3.8*	1.4	8.3
-1.5 m	18.2*	8.8	11.3*	4.7	7.9	2.7	5.3	1.6	4.7*	1.5	7.8
-3.0 m	19.2*	8.5	11.7*	4.3	7.9	2.5			5.9*	1.9	6.9
-4.5 m	17.9*	8.0	9.7*	4.0					8.1*	3.4	4.9

DIPPERSTICK 2900 mm

BLADE UP

HEIGHT	REACH										
	3.0 m		4.5 m		6.0 m		7.5 m		MAX. REACH		MAX. REACH
	Front	Side	Front	Side	Front	Side	Front	Side	Front	Side	
+7.5 m					3.9*	3.1			2.8*	2.5	6.6
+6.0 m					4.5*	3.1	3.1*	1.9	2.6*	1.7	7.7
+4.5 m			5.6*	4.8	4.7	3.0	3.2	1.9	2.5	1.4	8.3
+3.0 m	11.7*	8.5	7.1	4.5	4.6	2.9	3.2	1.9	2.2	1.1	8.7
+1.5 m	13.2*	8.0	6.9	4.4	4.5	2.8	3.1	1.7	2.1	1.0	8.8
0.0 m	13.3	7.9	6.9	4.3	4.5	2.8	2.9	1.6	2.1	1.0	8.6
-1.5 m	13.8	7.5	6.9	4.1	4.2	2.4	2.7	1.4	2.3	1.1	8.1
-3.0 m	13.5	7.2	6.5	3.7	3.9	2.1			2.7	1.4	7.3
-4.5 m	13.0	6.8	6.1	3.3					4.3	2.3	5.5

BLADE DOWN

HEIGHT	REACH										
	3.0 m		4.5 m		6.0 m		7.5 m		MAX. REACH		MAX. REACH
	Front	Side	Front	Side	Front	Side	Front	Side	Front	Side	
+7.5 m					3.9*	3.5			2.8*	2.8*	6.6
+6.0 m					4.5*	3.5	3.1*	2.1	2.6*	2.0	7.7
+4.5 m			5.6*	5.5	4.9*	3.4	4.4*	2.2	2.5*	1.6	8.3
+3.0 m	11.7*	9.7	7.2*	5.2	5.6*	3.3	4.8*	2.2	2.6*	1.4	8.7
+1.5 m	13.2*	9.2	9.3*	4.9	6.5*	3.2	5.3*	2.0	2.8*	1.3	8.8
0.0 m	15.3*	9.1	10.8*	4.9	7.4*	3.2	5.5	1.8	3.3*	1.3	8.6
-1.5 m	17.7*	8.8	11.2*	4.7	7.8	2.8	5.3	1.7	4.0*	1.4	8.1
-3.0 m	19.0*	8.5	11.5*	4.3	7.9	2.5			5.5	1.7	7.3
-4.5 m	19.1*	8.0	10.6*	3.9					7.0*	2.7	5.5

As per ISO 10567 with excavator equipped with bucket. The indicated load is no more than 87% of hydraulic system lift capacity or 75% of static tipping load. Value marked with an asterisk are limited by the hydraulic system.

TRIPLE ARTICULATION - LIFTING CAPACITIES

REAR BLADE - TWO FRONT STABILISERS

Bucket (CECE): 0.66 m³ - 634 kg

Axle width: 2.5 m

VALUES ARE EXPRESSED IN TONNES

DIPPERSTICK 2300 mm BLADE - STABILISERS UP

HEIGHT	REACH											MAX. REACH
	3.0 m		4.5 m		6.0 m		7.5 m		Front		Side	
	Front	Side	Front	Side	Front	Side	Front	Side	Front	Side		
+7.5 m										3.8*	3.2	5.9
+6.0 m					4.9	3.3				3.4*	2.2	7.1
+4.5 m			6.6*	5.0	4.8	3.2	3.2	1.9	2.9	1.7	7.8	
+3.0 m	12.1*	8.8	7.3	4.8	4.7	3.1	3.1	1.9	2.5	1.5	8.2	
+1.5 m	13.7*	8.5	7.1*	4.6	4.7	3.1	3.0	1.8	2.4	1.3	8.3	
0.0 m	13.9	8.5	7.2	4.6	4.6	2.9	2.9	1.6	2.4	1.3	8.1	
-1.5 m	14.1	7.9	7.0	4.3	4.2	2.5	2.7	1.5	2.7	1.5	7.6	
-3.0 m	13.9	7.7	6.6	3.9	3.9	2.3			3.3	1.9	6.6	
-4.5 m	13.2	7.2							7.3	4.2	4.2	

BLADE - STABILISERS DOWN

HEIGHT	REACH											MAX. REACH			
	3.0 m		4.5 m		6.0 m		7.5 m		Front		Side				
	Front	Side	Front	Side	Front	Side	Front	Side	Front	Side					
+7.5 m											3.8*	3.8*	5.9		
+6.0 m									5.0*	5.0*			3.4*	3.4*	7.1
+4.5 m					6.6*	6.6*	5.4*	5.3	4.4*	3.5	3.3*	3.2	7.8		
+3.0 m	12.1*	12.1*	8.2*	8.0	6.1*	5.1	5.2*	3.5	3.3*	2.8	8.2				
+1.5 m	13.7*	13.7*	10.2*	7.8	7.1*	5.1	5.7*	3.4	3.5*	2.7	8.3				
0.0 m	16.1*	15.6	11.3*	7.9	7.8*	5.1	6.1*	3.2	4.3*	2.7	8.1				
-1.5 m	18.8*	16.1	11.5*	7.9	8.1*	4.7	5.3*	3.1	5.3*	3.0	7.6				
-3.0 m	19.5*	16.2	11.9*	7.4	7.8*	4.4			6.0*	3.7	6.6				
-4.5 m	16.4*	15.5							10.0*	8.3	4.2				

DIPPERSTICK 2600 mm BLADE - STABILISERS UP

HEIGHT	REACH											MAX. REACH
	3.0 m		4.5 m		6.0 m		7.5 m		Front		Side	
	Front	Side	Front	Side	Front	Side	Front	Side	Front	Side		
+7.5 m					3.6*	3.1			3.2*	3.0	6.2	
+6.0 m					4.8*	3.3			2.9*	2.1	7.3	
+4.5 m			6.1*	5.0	4.8	3.2	3.2	2.0	2.7	1.6	8.0	
+3.0 m	13.0*	8.8	7.2	4.8	4.7	3.1	3.2	1.9	2.4	1.4	8.4	
+1.5 m	13.7	8.4	7.0	4.6	4.6	3.1	3.1	1.8	2.3	1.3	8.5	
0.0 m	13.8	8.4	7.0	4.6	4.6	2.9	2.9	1.7	2.3	1.2	8.3	
-1.5 m	14.1	7.9	7.0	4.3	4.2	2.5	2.7	1.5	2.5	1.4	7.8	
-3.0 m	13.8	7.6	6.6	3.9	3.9	2.2			3.1	1.7	6.9	
-4.5 m	13.2	7.1	6.3	3.6					5.5	3.1	4.9	

BLADE - STABILISERS DOWN

HEIGHT	REACH											MAX. REACH	
	3.0 m		4.5 m		6.0 m		7.5 m		Front		Side		
	Front	Side	Front	Side	Front	Side	Front	Side	Front	Side			
+7.5 m					3.6*	3.6*			3.2*	3.2*	6.2		
+6.0 m					4.8*	4.8*			2.9*	2.9*	7.3		
+4.5 m					6.1*	6.1*	5.0*	5.0*	4.4*	3.6	2.9*	2.9*	8.0
+3.0 m	13.0*	13.0*	7.6*	7.6*	5.9*	5.1	5.0*	3.5	3.0*	2.7	8.4		
+1.5 m	13.8*	13.8*	9.7*	7.8	6.8*	5.0	5.5*	3.4	3.3*	2.6	8.5		
0.0 m	15.7*	15.6	11.1*	7.7	7.6*	5.1	6.0*	3.2	3.8*	2.6	8.3		
-1.5 m	18.2*	15.9	11.3*	7.9	8.0*	4.7	5.8*	3.0	4.7*	2.8	7.8		
-3.0 m	19.2*	16.1	11.7*	7.4	8.1*	4.4			5.9*	3.4	6.9		
-4.5 m	17.9*	15.4	9.7*	7.1					8.1*	6.2	4.9		

DIPPERSTICK 2900 mm BLADE - STABILISERS UP

HEIGHT	REACH											MAX. REACH
	3.0 m		4.5 m		6.0 m		7.5 m		Front		Side	
	Front	Side	Front	Side	Front	Side	Front	Side	Front	Side		
+7.5 m					3.9*	3.2			2.8*	2.7	6.6	
+6.0 m					4.5*	3.3	3.1*	2.0	2.6*	1.9	7.7	
+4.5 m			5.6*	5.1	4.8	3.2	3.3	2.0	2.5	1.5	8.3	
+3.0 m	11.7*	8.9	7.2	4.8	4.6	3.1	3.2	2.0	2.3	1.2	8.7	
+1.5 m	13.2*	8.4	7.0	4.6	4.5	3.0	3.1	1.9	2.1	1.1	8.8	
0.0 m	13.6	8.3	7.0	4.5	4.6	2.9	2.9	1.7	2.1	1.1	8.6	
-1.5 m	13.9	7.9	7.1	4.3	4.3	2.6	2.7	1.5	2.3	1.2	8.1	
-3.0 m	13.8	7.6	6.7	4.0	3.9	2.3			2.8	1.5	7.3	
-4.5 m	13.2	7.2	6.2	3.6					4.4	2.5	5.5	

BLADE - STABILISERS DOWN

HEIGHT	REACH											MAX. REACH	
	3.0 m		4.5 m		6.0 m		7.5 m		Front		Side		
	Front	Side	Front	Side	Front	Side	Front	Side	Front	Side			
+7.5 m					3.9*	3.9*			2.8*	2.8*	6.6		
+6.0 m					4.5*	4.5*	3.1*	3.1*	2.6*	2.6*	7.7		
+4.5 m					5.6*	5.6*	4.9*	4.9*	4.4*	3.6	2.5*	2.5*	8.3
+3.0 m	11.7*	11.7*	7.2*	7.2*	5.6*	5.1	4.8*	3.6	2.6*	2.5	8.7		
+1.5 m	13.2*	13.2*	9.3*	7.7	6.5*	5.0	5.3*	3.5	2.8*	2.4	8.8		
0.0 m	15.3*	15.3*	10.8*	7.7	7.4*	5.0	5.8*	3.3	3.3*	2.4	8.6		
-1.5 m	17.7*	15.7	11.2*	7.8	7.9*	4.8	6.1*	3.1	4.0*	2.6	8.1		
-3.0 m	19.0*	16.1	11.5*	7.5	8.2*	4.4			5.5*	3.1	7.3		
-4.5 m	19.1*	15.5	10.6*	7.1					7.0*	4.9	5.5		

As per ISO 10567 with excavator equipped with bucket. The indicated load is no more than 87% of hydraulic system lift capacity or 75% of static tipping load. Value marked with an asterisk are limited by the hydraulic system.

ML6.6 TRIPLE ARTICULATION - LIFTING CAPACITIES

FOUR STABILISERS

Axle width: 2.5 m

Bucket (CECE): 0.66 m³ - 634 kg
VALUES ARE EXPRESSED IN TONNES

DIPPERSTICK 2300 mm STABILISERS UP

HEIGHT	REACH										
	3.0 m		4.5 m		6.0 m		7.5 m		MAX. REACH		MAX. REACH
	Front	Side	Front	Side	Front	Side	Front	Side	Front	Side	
+7.5 m									3.8*	3.3	5.9
+6.0 m					4.8	3.3			3.4*	2.2	7.1
+4.5 m			6.6*	5.1	4.7	3.3	3.1	2.0	2.8	1.8	7.8
+3.0 m	12.1*	8.9	7.2	4.9	4.6	3.2	3.1	1.9	2.5	1.5	8.2
+1.5 m	13.6	8.7	7.0	4.7	4.6	3.2	3.0	1.8	2.4	1.4	8.3
0.0 m	13.7	8.6	7.1	4.7	4.5	2.9	2.8	1.7	2.4	1.4	8.1
-1.5 m	13.9	8.0	6.9	4.4	4.2	2.6	2.7	1.6	2.6	1.5	7.6
-3.0 m	13.7	7.9	6.5	4.0	3.9	2.3			3.3	1.9	6.6
-4.5 m	13.1	7.4							7.2	4.3	4.2

STABILISERS DOWN

HEIGHT	REACH														
	3.0 m		4.5 m		6.0 m		7.5 m		MAX. REACH		MAX. REACH				
	Front	Side	Front	Side	Front	Side	Front	Side	Front	Side					
+7.5 m											3.8*	3.8*	5.9		
+6.0 m									5.0*	5.0*			3.4*	3.4*	7.1
+4.5 m					6.6*	6.6*			5.4*	5.4*	4.4*	4.4	3.3*	3.3*	7.8
+3.0 m	12.1*	12.1*	8.2*	8.2*	6.1*	6.1*	5.2*	4.3	3.3*	3.3*	8.2				
+1.5 m	13.7*	13.7*	10.2*	9.6	7.1*	6.1	5.7*	4.3	3.5*	3.4	8.3				
0.0 m	16.1*	16.1*	11.3*	9.6	7.8*	6.2	6.1	4.1	4.3*	3.5	8.1				
-1.5 m	18.8*	18.8*	11.5*	9.9	8.1*	6.0	5.3*	3.9	5.3*	3.9	7.6				
-3.0 m	19.5*	19.5*	11.9*	9.6	7.8*	5.7			6.0*	4.8	6.6				
-4.5 m	16.4*	16.4*							10.0*	10.0*	4.2				

DIPPERSTICK 2600 mm STABILISERS UP

HEIGHT	REACH										
	3.0 m		4.5 m		6.0 m		7.5 m		MAX. REACH		MAX. REACH
	Front	Side	Front	Side	Front	Side	Front	Side	Front	Side	
+7.5 m					3.6*	3.2			3.2*	3.0	6.2
+6.0 m					4.8	3.3			2.9*	2.1	7.3
+4.5 m			6.1*	5.1	4.7	3.2	3.2	2.0	2.7	1.7	8.0
+3.0 m	13.0*	8.9	7.2	4.9	4.6	3.2	3.1	2.0	2.4	1.4	8.4
+1.5 m	13.5	8.5	6.9	4.7	4.5	3.1	3.0	1.9	2.2	1.3	8.5
0.0 m	13.6	8.5	6.9	4.7	4.6	3.0	2.8	1.7	2.3	1.3	8.3
-1.5 m	13.9	8.1	6.9	4.4	4.2	2.6	2.7	1.5	2.5	1.4	7.8
-3.0 m	13.6	7.8	6.5	4.0	3.8	2.3			3.0	1.7	6.9
-4.5 m	13.0	7.3	6.2	3.7					5.4	3.2	4.9

STABILISERS DOWN

HEIGHT	REACH														
	3.0 m		4.5 m		6.0 m		7.5 m		MAX. REACH		MAX. REACH				
	Front	Side	Front	Side	Front	Side	Front	Side	Front	Side					
+7.5 m									3.6*	3.6*			3.2*	3.2*	6.2
+6.0 m									4.8*	4.8*			2.9*	2.9*	7.3
+4.5 m					6.1*	6.1*			5.0*	5.0*	4.4*	4.4	2.9*	2.9*	8.0
+3.0 m	13.0*	13.0*	7.6*	7.6*	5.9*	5.9*	5.0*	4.4	3.0*	3.0*	8.4				
+1.5 m	13.8*	13.8*	9.7*	9.5	6.8*	6.1	5.5*	4.3	3.3*	3.3	8.5				
0.0 m	15.7*	15.7*	11.1*	9.5	7.6*	6.1	6.0*	4.1	3.8*	3.3	8.3				
-1.5 m	18.2*	18.2*	11.3*	9.7	8.0*	6.0	5.8*	3.9	4.7*	3.7	7.8				
-3.0 m	19.2*	19.2*	11.7*	9.6	8.1*	5.6			5.9*	4.4	6.9				
-4.5 m	17.9*	17.9*	9.7*	9.2					8.1*	8.0	4.9				

DIPPERSTICK 2900 mm STABILISERS UP

HEIGHT	REACH										
	3.0 m		4.5 m		6.0 m		7.5 m		MAX. REACH		MAX. REACH
	Front	Side	Front	Side	Front	Side	Front	Side	Front	Side	
+7.5 m					3.9*	3.3			2.8*	2.7	6.6
+6.0 m					4.5*	3.3	3.1*	2.0	2.6*	1.9	7.7
+4.5 m			5.6*	5.1	4.7	3.2	3.2	2.1	2.5	1.5	8.3
+3.0 m	11.7*	9.0	7.1	4.9	4.6	3.1	3.2	2.1	2.2	1.3	8.7
+1.5 m	13.2*	8.6	6.9	4.7	4.5	3.1	3.1	1.9	2.1	1.2	8.8
0.0 m	13.4	8.5	6.9	4.6	4.5	3.0	2.9	1.7	2.1	1.2	8.6
-1.5 m	13.8	8.1	7.0	4.4	4.3	2.7	2.7	1.6	2.3	1.3	8.1
-3.0 m	13.6	7.7	6.6	4.0	3.9	2.3			2.7	1.6	7.3
-4.5 m	13.0	7.3	6.1	3.6					4.3	2.6	5.5

STABILISERS DOWN

HEIGHT	REACH														
	3.0 m		4.5 m		6.0 m		7.5 m		MAX. REACH		MAX. REACH				
	Front	Side	Front	Side	Front	Side	Front	Side	Front	Side					
+7.5 m									3.9*	3.9*			2.8*	2.8*	6.6
+6.0 m									4.5*	4.5*	3.1*	3.1*	2.6*	2.6*	7.7
+4.5 m					5.6*	5.6*			4.9*	4.9*	4.4*	4.4*	2.5*	2.5*	8.3
+3.0 m	11.7*	11.7*	7.2*	7.2*	5.6*	5.6*	4.8*	4.4	2.6*	2.6*	8.7				
+1.5 m	13.2*	13.2*	9.3*	9.3*	6.5*	6.1	5.3*	4.3	2.8*	2.8*	8.8				
0.0 m	15.3*	15.3*	10.8*	9.4	7.4*	6.0	5.8*	4.1	3.3*	3.1	8.6				
-1.5 m	17.7*	17.7*	11.2*	9.6	7.9*	6.1	6.0	3.9	4.0*	3.4	8.1				
-3.0 m	19.0*	19.0*	11.5*	9.7	8.2*	5.7			5.5*	4.0	7.3				
-4.5 m	19.1*	19.1*	10.6*	9.2					7.0*	6.4	5.5				

As per ISO 10567 with excavator equipped with bucket. The indicated load is no more than 87% of hydraulic system lift capacity or 75% of static tipping load. Value marked with an asterisk are limited by the hydraulic system.

ONE - PIECE BOOM - LIFTING CAPACITIES

REAR BLADE

Bucket (CECE): 0.66 m³ - 634 kg

Axle width: 2.5 m

VALUES ARE EXPRESSED IN TONNES

DIPPERSTICK 2300 mm BLADE UP

HEIGHT	REACH										
	3.0 m		4.5 m		6.0 m		7.5 m		MAX. REACH		MAX. REACH
	Front	Side	Front	Side	Front	Side	Front	Side	Front	Side	
+7.5 m					3.9*	2.9			3.7*	2.8	6.1
+6.0 m					4.7	2.9			3.2	1.9	7.3
+4.5 m			7.0*	4.5	4.5	2.7	3.0	1.7	2.6	1.5	8.0
+3.0 m			6.6	3.9	4.2	2.4	2.9	1.6	2.3	1.3	8.4
+1.5 m			6.0	3.3	3.9	2.2	2.7	1.5	2.2	1.2	8.4
0.0 m			5.7	3.0	3.7	2.0	2.6	1.4	2.2	1.2	8.2
-1.5 m	9.9*	5.8	5.6	3.0	3.6	1.9	2.6	1.3	2.5	1.3	7.7
-3.0 m	11.8	6.0	5.7	3.0	3.6	1.9			3.0	1.6	6.8
-4.5 m			6.0	3.3					4.6	2.5	5.3

BLADE DOWN

HEIGHT	REACH										
	3.0 m		4.5 m		6.0 m		7.5 m		MAX. REACH		MAX. REACH
	Front	Side	Front	Side	Front	Side	Front	Side	Front	Side	
+7.5 m					3.9*	3.3			3.7*	3.2	6.1
+6.0 m					5.3*	3.3			3.4*	2.2	7.3
+4.5 m			7.0*	5.1	5.8*	3.1	5.2*	2.0	3.4*	1.7	8.0
+3.0 m			9.1*	4.4	6.7*	2.8	5.5	1.9	3.6*	1.5	8.4
+1.5 m			10.8*	3.9	7.6*	2.5	5.3	1.7	3.9*	1.4	8.4
0.0 m			11.3*	3.6	7.6	2.3	5.2	1.6	4.5	1.4	8.2
-1.5 m	9.9*	6.9	10.9*	3.5	7.5	2.3	5.1	1.6	4.9	1.5	7.7
-3.0 m	13.5*	7.1	9.6*	3.6	7.0*	2.3			5.8*	1.9	6.8
-4.5 m			6.9*	3.8					5.5*	3.0	5.3

DIPPERSTICK 2600 mm BLADE UP

HEIGHT	REACH										
	3.0 m		4.5 m		6.0 m		7.5 m		MAX. REACH		MAX. REACH
	Front	Side	Front	Side	Front	Side	Front	Side	Front	Side	
+7.5 m					3.9*	2.9			3.1*	2.6	6.3
+6.0 m					4.7	2.9			2.9*	1.8	7.5
+4.5 m			6.5*	4.5	4.5	2.7	3.0	1.7	2.5	1.4	8.2
+3.0 m			6.7	3.9	4.2	2.4	2.9	1.6	2.2	1.2	8.5
+1.5 m			6.0	3.3	3.9	2.2	2.7	1.4	2.1	1.1	8.6
0.0 m	6.1*	5.6	5.7	3.0	3.7	1.9	2.6	1.3	2.1	1.1	8.4
-1.5 m	9.9*	5.6	5.6	2.9	3.5	1.9	2.5	1.3	2.3	1.2	7.9
-3.0 m	11.6	5.8	5.6	3.0	3.6	1.9			2.8	1.5	7.0
-4.5 m	10.6*	6.1	5.8	3.1					4.1	2.2	5.6

BLADE DOWN

HEIGHT	REACH										
	3.0 m		4.5 m		6.0 m		7.5 m		MAX. REACH		MAX. REACH
	Front	Side	Front	Side	Front	Side	Front	Side	Front	Side	
+7.5 m					3.9*	3.3			3.1*	3.0	6.3
+6.0 m					4.9*	3.3			2.9*	2.1	7.5
+4.5 m			6.5*	5.2	5.5*	3.1	5.0*	2.0	2.9*	1.6	8.2
+3.0 m			8.6*	4.5	6.4*	2.8	5.4*	1.9	3.1*	1.4	8.5
+1.5 m			10.4*	3.9	7.3*	2.5	5.3	1.7	3.4*	1.3	8.6
0.0 m	6.1*	6.1*	11.2*	3.6	7.5	2.3	5.1	1.6	4.0*	1.3	8.4
-1.5 m	9.9*	6.8	11.0*	3.5	7.4	2.2	5.1	1.5	4.7	1.4	7.9
-3.0 m	14.3*	7.0	9.9*	3.5	7.2*	2.2			5.7	1.7	7.0
-4.5 m	10.6*	7.3	7.6*	3.7					5.7*	2.6	5.6

DIPPERSTICK 2900 mm BLADE UP

HEIGHT	REACH										
	3.0 m		4.5 m		6.0 m		7.5 m		MAX. REACH		MAX. REACH
	Front	Side	Front	Side	Front	Side	Front	Side	Front	Side	
+7.5 m					4.0*	3.0			2.7*	2.3	6.7
+6.0 m					4.6*	3.0	3.1	1.8	2.6*	1.6	7.8
+4.5 m					4.5	2.8	3.0	1.7	2.3	1.3	8.5
+3.0 m	13.3*	7.4	6.8	4.0	4.2	2.5	2.9	1.6	2.1	1.1	8.8
+1.5 m			6.1	3.4	3.9	2.2	2.7	1.4	2.0	1.0	8.9
0.0 m	6.3*	5.5	5.7	3.0	3.6	1.9	2.5	1.3	2.0	1.0	8.7
-1.5 m	9.4*	5.5	5.5	2.9	3.5	1.8	2.5	1.2	2.1	1.0	8.2
-3.0 m	11.5	5.7	5.5	2.9	3.5	1.8			2.5	1.3	7.4
-4.5 m	11.6*	6.0	5.7	3.0	3.6	1.9			3.6	1.9	6.1

BLADE DOWN

HEIGHT	REACH										
	3.0 m		4.5 m		6.0 m		7.5 m		MAX. REACH		MAX. REACH
	Front	Side	Front	Side	Front	Side	Front	Side	Front	Side	
+7.5 m					4.0*	3.4			2.7*	2.7	6.7
+6.0 m					4.6*	3.3	3.4*	2.1	2.6*	1.9	7.8
+4.5 m					5.2*	3.1	4.7*	2.0	2.6*	1.5	8.5
+3.0 m	13.3*	8.7	8.0*	4.6	6.1*	2.8	5.2*	1.9	2.7*	1.3	8.8
+1.5 m			10.0*	4.0	7.1*	2.5	5.3	1.7	3.0*	1.2	8.9
0.0 m	6.3*	6.3*	11.1*	3.6	7.5	2.3	5.1	1.6	3.4*	1.2	8.7
-1.5 m	9.4*	6.7	11.1*	3.4	7.4	2.2	5.0	1.5	4.3*	1.3	8.2
-3.0 m	13.6*	6.8	10.2*	3.4	7.3	2.2			5.2	1.6	7.4
-4.5 m	11.6*	7.1	8.1*	3.6	5.6*	2.3			5.5*	2.3	6.1

As per ISO 10567 with excavator equipped with bucket. The indicated load is no more than 87% of hydraulic system lift capacity or 75% of static tipping load. Value marked with an asterisk are limited by the hydraulic system.

ONE - PIECE BOOM - LIFTING CAPACITIES

REAR BLADE - TWO FRONT STABILISERS

Axle width: 2.5 m

Bucket (CECE): 0.66 m³ - 634 kg
VALUES ARE EXPRESSED IN TONNES

DIPPERSTICK 2300 mm BLADE - STABILISERS UP

HEIGHT	REACH										
	3.0 m		4.5 m		6.0 m		7.5 m		Front		MAX. REACH
	Front	Side	Front	Side	Front	Side	Front	Side	Front	Side	
+7.5 m					3.9*	3.1			3.7*	3.0	6.1
+6.0 m					4.8	3.1			3.3	2.0	7.3
+4.5 m			7.0*	4.7	4.6	2.9	3.1	1.8	2.7	1.6	8.0
+3.0 m			6.8	4.1	4.3	2.6	2.9	1.7	2.4	1.4	8.4
+1.5 m			6.1	3.5	4.0	2.3	2.8	1.6	2.3	1.3	8.4
0.0 m			5.8	3.3	3.8	2.1	2.7	1.5	2.3	1.3	8.2
-1.5 m	9.9*	6.2	5.8	3.2	3.7	2.1	2.6	1.5	2.5	1.4	7.7
-3.0 m	12.1	6.4	5.8	3.3	3.7	2.1			3.1	1.7	6.8
-4.5 m			6.1	3.5					4.7	2.7	5.3

BLADE - STABILISERS DOWN

HEIGHT	REACH										
	3.0 m		4.5 m		6.0 m		7.5 m		Front		MAX. REACH
	Front	Side	Front	Side	Front	Side	Front	Side	Front	Side	
+7.5 m					3.9*	3.9*			3.7*	3.7*	6.1
+6.0 m					5.3*	5.3			3.4*	3.4*	7.3
+4.5 m			7.0*	7.0*	5.8*	5.1	5.2*	3.4	3.4*	3.0	8.0
+3.0 m			9.1*	7.6	6.7*	4.7	5.6*	3.3	3.6*	2.7	8.4
+1.5 m			10.8*	6.9	7.6*	4.4	6.0*	3.1	3.9*	2.6	8.4
0.0 m			11.3*	6.6	8.0*	4.2	6.1	3.0	4.5*	2.6	8.2
-1.5 m	9.9*	9.9*	10.9*	6.5	7.9*	4.2	5.9*	3.0	5.7*	2.8	7.7
-3.0 m	13.5*	13.5*	9.6*	6.6	7.0*	4.2			5.8*	3.5	6.8
-4.5 m			6.9*	6.9					5.5*	5.3	5.3

DIPPERSTICK 2600 mm BLADE - STABILISERS UP

HEIGHT	REACH										
	3.0 m		4.5 m		6.0 m		7.5 m		Front		MAX. REACH
	Front	Side	Front	Side	Front	Side	Front	Side	Front	Side	
+7.5 m					3.9*	3.1			3.1*	2.8	6.3
+6.0 m					4.8	3.1			2.9*	1.9	7.5
+4.5 m			6.5*	4.8	4.6	2.9	3.1	1.8	2.6	1.5	8.2
+3.0 m			6.8	4.2	4.3	2.6	2.9	1.7	2.3	1.3	8.5
+1.5 m			6.2	3.6	4.0	2.3	2.8	1.6	2.2	1.2	8.6
0.0 m	6.1*	6.0	5.8	3.2	3.7	2.1	2.6	1.5	2.2	1.2	8.4
-1.5 m	9.9*	6.0	5.7	3.1	3.6	2.0	2.6	1.4	2.4	1.3	7.9
-3.0 m	11.9	6.2	5.7	3.2	3.6	2.0			2.9	1.6	7.0
-4.5 m	10.6*	6.5	6.0	3.4					4.2	2.4	5.6

BLADE - STABILISERS DOWN

HEIGHT	REACH										
	3.0 m		4.5 m		6.0 m		7.5 m		Front		MAX. REACH
	Front	Side	Front	Side	Front	Side	Front	Side	Front	Side	
+7.5 m					3.9*	3.9*			3.1*	3.1*	6.3
+6.0 m					4.9*	4.9*			2.9*	2.9*	7.5
+4.5 m			6.5*	6.5*	5.5*	5.1	5.0*	3.4	2.9*	2.9	8.2
+3.0 m			8.6*	7.7	6.4*	4.8	5.4*	3.3	3.1*	2.6	8.5
+1.5 m			10.4*	7.0	7.3*	4.4	5.8*	3.1	3.4*	2.4	8.6
0.0 m	6.1*	6.1*	11.2*	6.6	7.9*	4.2	6.1	3.0	4.0*	2.5	8.4
-1.5 m	9.9*	9.9*	11.0*	6.5	7.9*	4.1	6.0	2.9	5.1*	2.7	7.9
-3.0 m	14.3*	14.0	9.9*	6.5	7.2*	4.1			5.7*	3.2	7.0
-4.5 m	10.6*	10.6*	7.6*	6.8					5.7*	4.7	5.6

DIPPERSTICK 2900 mm BLADE - STABILISERS UP

HEIGHT	REACH										
	3.0 m		4.5 m		6.0 m		7.5 m		Front		MAX. REACH
	Front	Side	Front	Side	Front	Side	Front	Side	Front	Side	
+7.5 m					4.0*	3.2			2.7*	2.5	6.7
+6.0 m					4.6*	3.1	3.2	1.9	2.6*	1.8	7.8
+4.5 m					4.6	2.9	3.1	1.9	2.4	1.4	8.5
+3.0 m	13.3*	7.8	6.9	4.2	4.3	2.6	2.9	1.7	2.1	1.2	8.8
+1.5 m			6.2	3.6	4.0	2.3	2.7	1.6	2.0	1.1	8.9
0.0 m	6.3*	5.9	5.8	3.2	3.7	2.1	2.6	1.4	2.0	1.1	8.7
-1.5 m	9.4*	5.9	5.6	3.1	3.6	2.0	2.5	1.4	2.2	1.1	8.2
-3.0 m	11.7	6.1	5.7	3.1	3.6	2.0			2.6	1.4	7.4
-4.5 m	11.6*	6.4	5.8	3.3	3.7	2.1			3.7	2.1	6.1

BLADE - STABILISERS DOWN

HEIGHT	REACH										
	3.0 m		4.5 m		6.0 m		7.5 m		Front		MAX. REACH
	Front	Side	Front	Side	Front	Side	Front	Side	Front	Side	
+7.5 m					4.0*	4.0*			2.7*	2.7*	6.7
+6.0 m					4.6*	4.6*	3.4*	3.4*	2.6*	2.6*	7.8
+4.5 m					5.2*	5.1	4.7*	3.4	2.6*	2.6*	8.5
+3.0 m	13.3*	13.3*	8.0*	7.8	6.1*	4.8	5.2*	3.3	2.7*	2.4	8.8
+1.5 m			10.0*	7.0	7.1*	4.4	5.7*	3.1	3.0*	2.3	8.9
0.0 m	6.3*	6.3*	11.1*	6.6	7.7*	4.2	6.0*	2.9	3.4*	2.3	8.7
-1.5 m	9.4*	9.4*	11.1*	6.4	7.9*	4.1	6.0	2.9	4.3*	2.5	8.2
-3.0 m	13.6*	13.6*	10.2*	6.4	7.3*	4.0			5.4*	2.9	7.4
-4.5 m	11.6*	11.6*	8.1*	6.6	5.6*	4.2			5.5*	4.1	6.1

As per ISO 10567 with excavator equipped with bucket. The indicated load is no more than 87% of hydraulic system lift capacity or 75% of static tipping load. Value marked with an asterisk are limited by the hydraulic system.

ONE - PIECE BOOM - LIFTING CAPACITIES

FOUR STABILISERS

Axle width: 2.5 m

Bucket (CECE): 0.66 m³ - 634 kg
VALUES ARE EXPRESSED IN TONNES

DIPPERSTICK 2300 mm STABILISERS UP

HEIGHT	REACH											MAX. REACH
	3.0 m		4.5 m		6.0 m		7.5 m		Front	Side	MAX. REACH	
	Front	Side	Front	Side	Front	Side	Front	Side				
+7.5 m					3.9*	3.1			3.7*	3.0	6.1	
+6.0 m					4.7	3.1			3.3	2.1	7.3	
+4.5 m			7.0*	4.8	4.5	2.9	3.0	1.9	2.7	1.6	8.0	
+3.0 m			6.7	4.2	4.2	2.7	2.9	1.8	2.4	1.4	8.4	
+1.5 m			6.0	3.6	3.9	2.4	2.7	1.6	2.2	1.3	8.4	
0.0 m			5.7	3.4	3.7	2.2	2.6	1.5	2.3	1.3	8.2	
-1.5 m	9.9*	6.3	5.7	3.3	3.6	2.1	2.6	1.5	2.5	1.4	7.7	
-3.0 m	11.9	6.5	5.7	3.4	3.7	2.2			3.0	1.8	6.8	
-4.5 m			6.0	3.6					4.6	2.8	5.3	

STABILISERS DOWN

HEIGHT	REACH											MAX. REACH
	3.0 m		4.5 m		6.0 m		7.5 m		Front	Side	MAX. REACH	
	Front	Side	Front	Side	Front	Side	Front	Side				
+7.5 m					3.9*	3.9*			3.7*	3.7*	6.1	
+6.0 m					5.3*	5.3*			3.4*	3.4*	7.3	
+4.5 m			7.0*	7.0*	5.8*	5.8*	5.2*	4.3	3.4*	3.4*	8.0	
+3.0 m			9.1*	9.1*	6.7*	6.0	5.6*	4.1	3.6*	3.4	8.4	
+1.5 m			10.8*	9.0	7.6*	5.7	6.0	4.0	3.9*	3.3	8.4	
0.0 m			11.3*	8.7	8.0*	5.4	5.9	3.8	4.5*	3.3	8.2	
-1.5 m	9.9*	9.9*	10.9*	8.6	7.9*	5.4	5.8	3.8	5.6	3.7	7.7	
-3.0 m	13.5*	13.5*	9.6*	8.7	7.0*	5.4			5.8*	4.5	6.8	
-4.5 m			6.9*	6.9*					5.5*	5.5*	5.3	

DIPPERSTICK 2600 mm STABILISERS UP

HEIGHT	REACH											MAX. REACH
	3.0 m		4.5 m		6.0 m		7.5 m		Front	Side	MAX. REACH	
	Front	Side	Front	Side	Front	Side	Front	Side				
+7.5 m					3.9*	3.2			3.1*	2.8	6.3	
+6.0 m					4.7	3.1			2.9*	2.0	7.5	
+4.5 m			6.5*	4.9	4.5	3.0	3.0	1.9	2.5	1.6	8.2	
+3.0 m			6.7	4.2	4.2	2.7	2.9	1.8	2.2	1.3	8.5	
+1.5 m			6.1	3.7	3.9	2.4	2.7	1.6	2.1	1.2	8.6	
0.0 m	6.1*	6.1	5.7	3.3	3.7	2.2	2.6	1.5	2.1	1.2	8.4	
-1.5 m	9.9*	6.2	5.6	3.2	3.6	2.1	2.5	1.5	2.3	1.3	7.9	
-3.0 m	11.7	6.4	5.6	3.3	3.6	2.1			2.8	1.6	7.0	
-4.5 m	10.6*	6.7	5.9	3.5					4.1	2.5	5.6	

STABILISERS DOWN

HEIGHT	REACH											MAX. REACH
	3.0 m		4.5 m		6.0 m		7.5 m		Front	Side	MAX. REACH	
	Front	Side	Front	Side	Front	Side	Front	Side				
+7.5 m					3.9*	3.9*			3.1*	3.1*	6.3	
+6.0 m					4.9*	4.9*			2.9*	2.9*	7.5	
+4.5 m			6.5*	6.5*	5.5*	5.5*	5.0*	4.3	2.9*	2.9*	8.2	
+3.0 m			8.6*	8.6*	6.4*	6.0	5.4*	4.1	3.1*	3.1*	8.5	
+1.5 m			10.4*	9.1	7.3*	5.7	5.8*	3.9	3.4*	3.1	8.6	
0.0 m	6.1*	6.1*	11.2*	8.7	7.9*	5.4	5.8	3.8	4.0*	3.2	8.4	
-1.5 m	9.9*	9.9*	11.0*	8.5	7.9*	5.3	5.8	3.7	5.1*	3.5	7.9	
-3.0 m	14.3*	14.3*	9.9*	8.6	7.2*	5.3			5.7*	4.2	7.0	
-4.5 m	10.6*	10.6*	7.6*	7.6*					5.7*	5.7*	5.6	

DIPPERSTICK 2900 mm STABILISERS UP

HEIGHT	REACH											MAX. REACH
	3.0 m		4.5 m		6.0 m		7.5 m		Front	Side	MAX. REACH	
	Front	Side	Front	Side	Front	Side	Front	Side				
+7.5 m					4.0*	3.2			2.7*	2.5	6.7	
+6.0 m					4.6*	3.2	3.1	2.0	2.6*	1.8	7.8	
+4.5 m					4.6	3.0	3.0	1.9	2.4	1.4	8.5	
+3.0 m	13.3*	8.0	6.8	4.3	4.2	2.7	2.9	1.8	2.1	1.2	8.8	
+1.5 m			6.1	3.7	3.9	2.4	2.7	1.6	2.0	1.1	8.9	
0.0 m	6.3*	6.1	5.7	3.3	3.7	2.2	2.6	1.5	2.0	1.1	8.7	
-1.5 m	9.4*	6.1	5.5	3.2	3.5	2.0	2.5	1.4	2.1	1.2	8.2	
-3.0 m	11.5	6.2	5.6	3.2	3.5	2.0			2.6	1.5	7.4	
-4.5 m	11.6*	6.5	5.7	3.4	3.7	2.2			3.6	2.1	6.1	

STABILISERS DOWN

HEIGHT	REACH											MAX. REACH
	3.0 m		4.5 m		6.0 m		7.5 m		Front	Side	MAX. REACH	
	Front	Side	Front	Side	Front	Side	Front	Side				
+7.5 m					4.0*	4.0*			2.7*	2.7*	6.7	
+6.0 m					4.6*	4.6*	3.4*	3.4*	2.6*	2.6*	7.8	
+4.5 m					5.2*	5.2*	4.7*	4.3	2.6*	2.6*	8.5	
+3.0 m	13.3*	13.3*	8.0*	8.0*	6.1*	6.0	5.2*	4.1	2.7*	2.7*	8.8	
+1.5 m			10.0*	9.1	7.1*	5.7	5.7*	3.9	3.0*	2.9	8.9	
0.0 m	6.3*	6.3*	11.1*	8.7	7.7*	5.4	5.8	3.8	3.4*	3.0	8.7	
-1.5 m	9.4*	9.4*	11.1*	8.5	7.9*	5.3	5.7	3.7	4.3*	3.2	8.2	
-3.0 m	13.6*	13.6*	10.2*	8.5	7.3*	5.2			5.4*	3.8	7.4	
-4.5 m	11.6*	11.6*	8.1*	8.1*	5.6*	5.4			5.5*	5.3	6.1	

As per ISO 10567 with excavator equipped with bucket. The indicated load is no more than 87% of hydraulic system lift capacity or 75% of static tipping load. Value marked with an asterisk are limited by the hydraulic system.

STANDARD EQUIPMENT

- 20 Km/h travel speed
- 24V electrical system, with 12V socket in cab
- 7 selectable power levels
- Auto-idling system
- Automatic axle lock system
- Automatic battery main switch (coupled to ignition key)
- Automatic drive mode
- Cab mounted on viscous mounts and noise-insulated, with transparent roof, rain protection, sunblind and parallelogram type windshield wiper
- Centralised boom lubrication
- Centralised control of blade and stabilisers on left joystick
- Cold starting equipment (-25° C)
- Consoles adjustable for height and length
- Creeper speed
- Cylinder with cushioning system
- Electrohydraulic servo control
- Electronic immobiliser
- Ergonomic design of arm rest and foot pedals
- Forward/reserve shifting on joystick
- Front working lights on cab
- Incline adjustable steering column
- Latest generation low-consumption and low-exhaust CNH Tier 3A engine, in compliance with EU directive
- LCD monitor with integrated diagnosis function
- Mechanical lock/unlock brake pedal
- Mechanical or pneumatic seat
- Monoblock or 2-piece boom
- Patented disc brakes for jolt-free work
- Patented hydraulic system with two hydraulic pumps for attachment and travel, and one dedicated to swing operation
- Power limit control for management of engine and pump
- Powerboost system
- PowerShift gear box with automatic gear shifting
- Radio preparation
- Robust, modular chassis in box section design
- Safety valves on boom cylinders
- Spacious toolboxes on undercarriage
- Swing bearing with long-life lubrication
- Swing brake adjustable in 3 modes
- Tinted safety glass all around, insertable windscreen
- Travel hydrostatic braking

OPTIONS

- Additional rear working lights
- Air-conditioning
- Arms, l=2300-2600-2900mm
- Automatic lubrication system
- Automatic fuel electrical pump
- Auxiliary low flow circuit
- Biodegradable hydraulic oil
- Buckets
- Clamshell bucket piping
- Clamshell bucket support for transportation
- Cooling box
- FOPS and Front Guard protection for cab (in compliance with Machine Directive)
- Equipment types:
 - Rear dozer blade
 - Front blade and rear stabilisers
 - Front and rear stabilisers
 - Guard for dozer blade cylinders
 - Hammer and crusher piping
 - Increase gauge 2,75m axles
 - Hydraulic quick coupler provision
 - Object handling kit
 - Radio
 - Rotation beacon
 - Single or twin tyres

Note: standard and optional equipment may vary by country. Consult your NEW HOLLAND dealer for specific details.

BUCKETS

SAE CAPACITY	CECE HEAPED CAPACITY	WIDTH	WEIGHT
0.52 m³	0.45 m³	750 mm	503 kg
0.62 m³	0.53 m³	850 mm	537 kg
0.78 m³	0.66 m³	1000 mm	634 kg
1.00 m³	0.83 m³	1200 mm	651 kg
1.10 m³	0.91 m³	1300 mm	698 kg
1.31 m³	1.09 m³	1500 mm	766 kg

AT YOUR OWN DEALERSHIP

The information contained in this brochure is intended to be a general nature only. The NEW HOLLAND KOBELCO CONSTRUCTION MACHINERY S.p.A. company may at any time and from time to time, for technical or other necessary reasons, modify any of the details or specifications of the product described in this brochure. Illustrations do not necessarily show products in standard conditions. The dimensions, weights and capacities shown herein, as well as any conversion data used, are approximate only and are subject to variations within normal manufacturing techniques.

Published by NEW HOLLAND KOBELCO CONSTRUCTION MACHINERY S.p.A.
Printed in Italy - LEADER Firenze - Cod. 73301 424GB - Printed 09/07

Printed on recycled paper
CoC-FSC 000010 CQ Mixed sources



BUILT AROUND YOU

www.newholland.com